




ENTRANCE WITH CLASS



STEEL DOORS PRODUCT CATALOGUE



ABOUT US

DOR-JAN WINDOWS & DOORS are the effectively developing company present on the British market, specialising in the distribution and assembly of window frames, timber windows, timber doors, blinds and garage doors.

We work with professionals to ensure we provide our customers with the highest quality of windows and doors throughout the UK at all times.

WHAT MAKES US DIFFERENT?

OUR PRODUCTS OF EXCEPTIONAL QUALITY AND PRICE



WHERE TO FIND US



DOR-JAN WINDOWS & DOORS
UNIT 17,18,19 FENLAKE BUSINESS CENTRE
PETERBOROUGH
PE1 5BQ

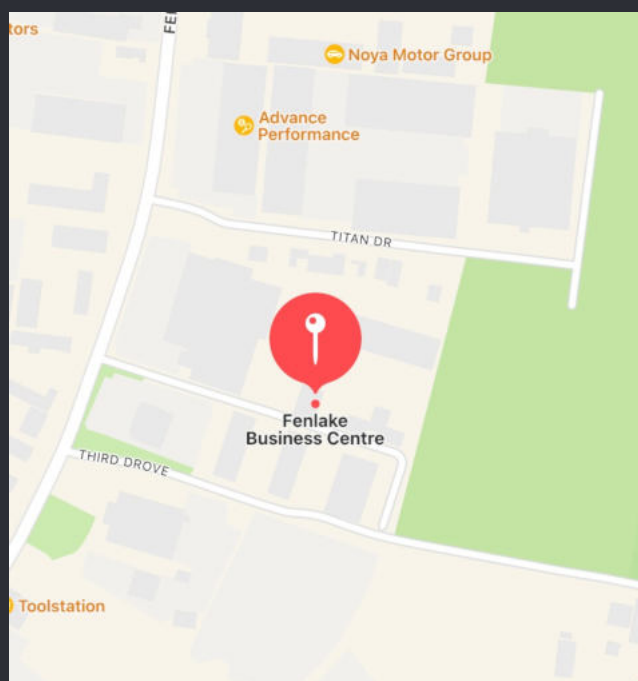
CONTACT



07498 983663
07498 983666
07552 033667



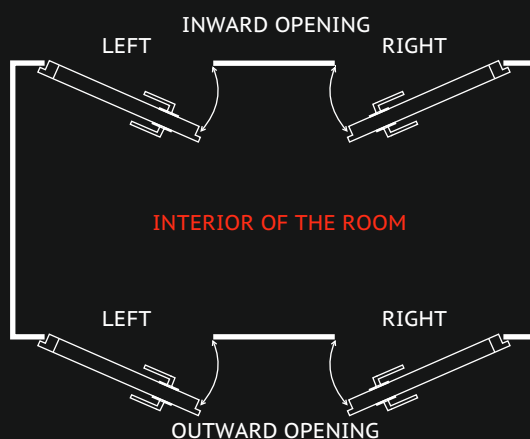
dorjancontact@gmail.com




KEY USED THROUGHOUT THE CATALOGUE

	Acoustic insulation		Fire protection		Safety		Standard equipment
	Thermal insulation		Door leaf thickness (mm)		Three rebated doors		Possibility of adding fanlight
	Anti-burglary class		Filling		Four rebated doors		Size
	Door frame joined at a 90° angle		Door frame joined at a 45° angle		Factory-assembled		

OPENING DIRECTIONS



SUBLIMINAL WIDENING XPS



Extruded polystyrene XPS ensures getting perfect thermal insulation parameters, negligible water absorption, high compressive strength, mechanical, biological and chemical resistance, easy and quick assembly.

WOOD-STEEL FRAME FOR TWO-LEAF DOOR



This frame, 54 PLUS, is a modern product with twisted corners merging two important functions; stability and durability of laminated steel and also warmth and thermal insulation, which is ensured by rail made of laminated wood - excellent construction material. The new gasket system and the mounting bracket with bent anchors are an undoubted advantage of this structure, affecting the tightness and stability of the assembly.

pg. 59


up to 2375 mm high

UNUSUAL DOOR SIZES

Offering unusual door heights in six additional sizes, by 50mm each.

Manufactured only on ALU/75 for 75 PASSIVE model.

The highest size of doorframe is 2375mm.



pg. 72

WIDENING IN DUO-COLOUR

Upper and side aluminium widening, 35mm ALU/54, 50mm ALU/54, ALU 75, available in a different laminate indoor and outdoor.



pg. 79

STANDARD EQUIPMENT

- filling with seasoned polyurethane foam inserts with anti-flammable agent
- glazing packages with tempered glass
- front of the slat locks made of stainless steel
- frames and applications in black, powder coated in Sahara structure
- hinge covers available in silver, black, gold
- adjustment of bolt pressure in the frame
- mounting kit (depending on the frame, dowels or anchors)

FROSTED GLASS 01 ON SIDE PANEL GRAPHITE GLASS ON SELECTED DESIGNS



pg. 62

PULL HANDLES WITH NO VISIBLE FIXINGS



K6 and K7 pull handles offer an elegant and simplistic design. Made exclusively in black, powder coated in SAHARA structure. Manufacture without visible indoor fixings.

pg. 66

PRESSURE REGULATION IN THE FRAME



Provides the possibility of elimination of looseness after locking the door, aesthetically made, smooth adjustment by means of eccentric elements using an allen key.



BLACK TRIMS BETWEEN GLAZING



Black trims between glazing is a new offering in the range. Made from plastic, it allows to reduce levels of lost heat in the building, whereas stainless steel in the door frames additionally makes the glazing more stable and tight. As a result, glazed doors are more resistant to poor weather conditions.

OPTIONAL

pg. 79

INVESTOR INSERTS

Class C class 6 building inserts.




Kit includes: two service keys - key A, and six tenant keys - key B.

Using key from set B disallows using key A.



pg. 75

HOUSE NUMBER APPLICATION



Application of house number in either inox or black, available in two variants:

- 60mm vertical
- 120mm horizontal

pg. 53

DESIGNS WITH VENETIAN MIRROR



Perfekt door collection has been popular among clients since its launch. Wanting to expand the designs we have to offer, there's a possibility to choose Venetian Mirror for selected Perfekt designs.

pg. 23

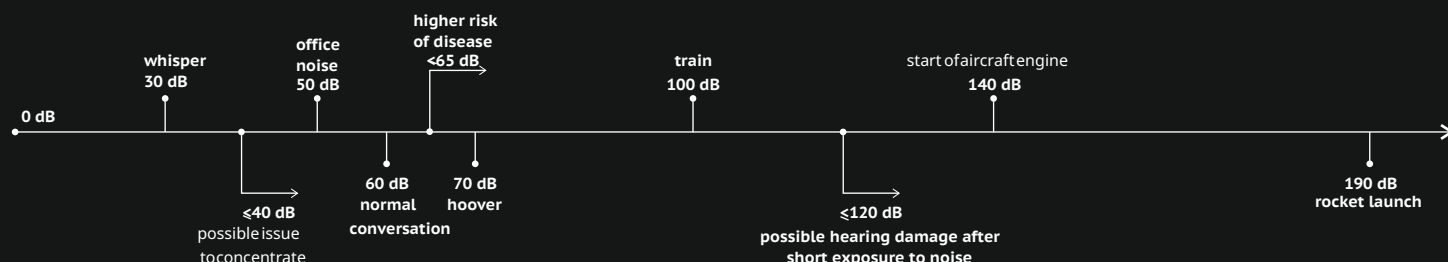


ACOUSTIC INSULATION

Unwanted noise coming from the outside of your house make it more difficult to concentrate during work, rest or sleep. Ensuring correct acoustic insulation in your house decide about the comfort of your living. Protection from the noise coming in to your house depends on sound intensity around the house, so that the noise level does not exceed 30dB in night time, and 40dB in day time.



EXAMPLES OF SOUND INTENSITY



FIRE PROTECTION

Correctly mounted door with fire protection ensure necessary protection for everyone inside the building, by adding time for evacuation and reaching a safe place. Door with fire protection can be mounted in houses, work place, and buildings used by the public, ensuring protection to owners, employees and visitors.

Door with fire protection should be equipment in self closer and swelling gasket, which is responsible for being smoke-proof. Under the high temperature, it increases its volume, cutting off oxygen getting into the room - this directly impacts reduction of the fire.







ANTI-BURGLARY CLASS

Commonly called "anti-burglary" - the correct name is doors with an increased resistance to burglary, which means that its structure is reinforced to make it difficult to destroy or balance the door.



ANTI-BURGLARY CLASSES


Class	Time of resistance	Tools used	Resistance
RC2	3 minutes		Protection against opening with simple tools such as: screwdriver, pliers, wedge, small handsaw. Class 4 glazing used.
RC3	5 minutes		Protection against opening with tools such as: screwdriver, pliers, wedge, small handsaw, additional screwdriver and crowbar.
RC4	10 minutes		Protection against burglars who use an ax, a hammer, a chisel and a cordless drill.
RC5	15 minutes		Protection against burglars who use power tools, e.g. drills, jigsaws, sanders.
RC6	20 minutes		Protection against burglars who use high-powered power tools.




THERMAL INSULATION IN $W/(m^2 K)$

One of the most important thermal and utility parameters of external doors is their thermal insulation, defined by the heat transfer coefficient (U). The lower the coefficient, the better thermal insulation of the door. External doors can reduce heat losses in the house by about 35%, which is also associated with a lower heat demand for heating the building by about 2%.

When buying a door, it is worth paying attention to whether the given value of the heat transfer coefficient applies to the entire door or only its parts.




THE USE OF A DOOR WITH THE APPROPRIATE COEFFICIENT:

Heat Transfer Coefficient		Models that meet the requirements	Place of application
$U > 1,5 W/m^2K$			Doors between rooms, unheated rooms where the coefficient does not matter
$U 1,5 - 1,1 W/m^2K$		54 STANDARD 54 PLUS	Doors to buildings under renovation between heated and unheated rooms
$U 1,0 - 0,9 W/m^2K$		75 PLUS	Energy-saving doors
$U < 0,8 W/m^2 K$		90 SUPERTHERM 75 PASSIVE	Passive houses

HEAT TRANSFER COEFFICIENT (U)

Model	Frame type	Threshold type-full leaf			Threshold type-glazed leaf		
		ALU	WPC	WITH DOOR SPACER	ALU	WPC	WITH DOOR SPACER
90 SUPERTHERM	ALU/90	0,78			0,9		
75 PASSIVE	PASSIVE/75	0,68	0,57 !		0,79	0,75	
75 PASSIVE	ALU/75	0,88			1,0		
75 PASSIVE	S15/75	1,0	0,96	0,97	1,3	1,1	
75 PASSIVE	NT/75	0,98		0,87	1,1		
75 PASSIVE	DS/75	1,0			1,2	1,1	
75 PLUS	PASSIVE/75	0,86	0,85		1,1	1,0	
75 PLUS	ALU/75	1,1			1,3		
75 PLUS	DS/75	1,1			1,3		
75 PLUS	NT/75	1,0	0,93	0,95	1,2	1,1	1,1
75 PLUS	S15/75	1,1	0,98		1,4	1,2	
54 PLUS	ALU/54	1,2			1,3		
54 PLUS	DS/54	1,1			1,3		
54 PLUS	NT/54	1,2		1,1	1,4		1,3
54 PLUS	10/54, 11/54, 15/54	1,3			1,5		
54 STANDARD	10/54, 11/54, 15/54	1,4			1,6		


MODEL COMPARISON










90 SUPERTHERM
(outdoor)

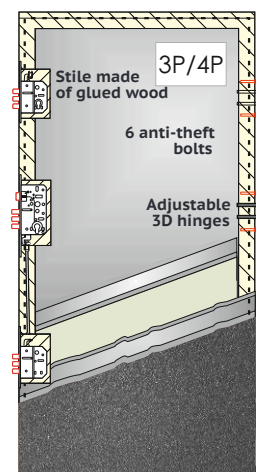
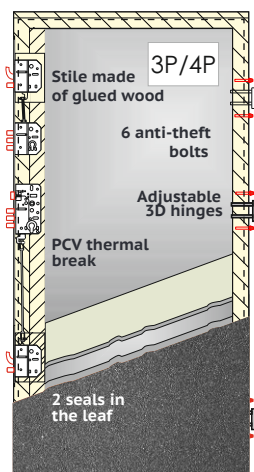
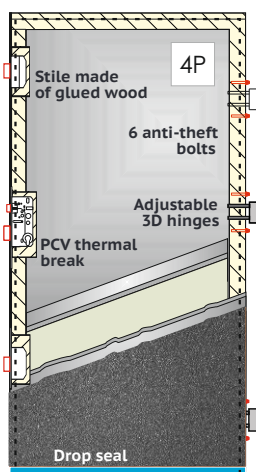


75 PASSIVE
(outdoor)



75 PLUS
(outdoor)


	90 SUPERTHERM (outdoor)	75 PASSIVE (outdoor)	75 PLUS (outdoor)
 Door leaf thickness in mm	90	75	75
 Filling	Polyurethane foam	Polyurethane foam	Polyurethane foam
 Thermal insulation in W/(m K)	U from 0,78	U from 0,57	U from 0,85
 Thermal insulation in dB	32	32	32
 Anti-burglary class	RC 2* (full leaf) OPTIONAL	RC 2* (full leaf) OPTIONAL	RC 2* (full leaf with hook strip lock) OPTIONAL
 Safety	GU multi-point espagnolette automatic / mechanical	Class 4 hook strip lock with handle lock	Class 4 3 multi-point locks OPTIONAL Class 4 hook strip lock with handle lock
 Fire protection	—	—	—



* Additional cost as per the price list on pg. 79



54 PLUS
(outdoor)



54 STANDARD
(outdoor)

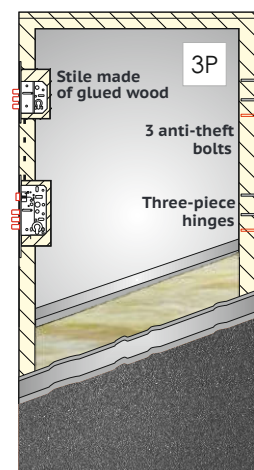
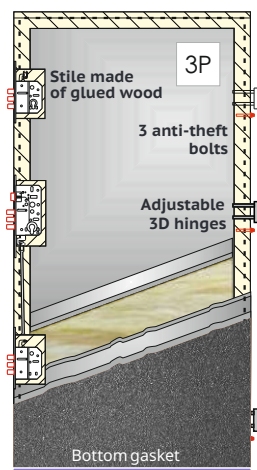
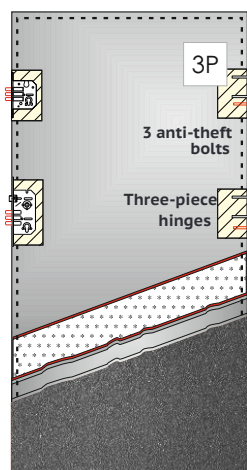
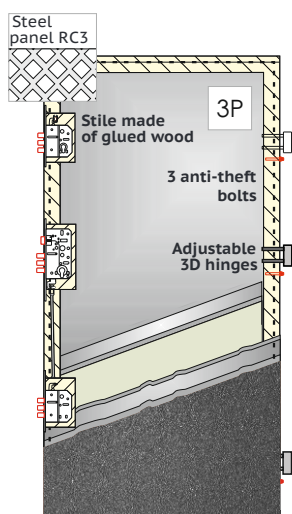


54 ACOUSTIC
(indoor)



54 FIRE PROTECTION
(indoor)

54 PLUS (outdoor)	54 STANDARD (outdoor)	54 ACOUSTIC (indoor)	54 FIRE PROTECTION (indoor)
54	54	54	54
Polyurethane foam	Expanded polystyrene	Acoustic panel	A plate of rock mineral wool
U from 1,1	U from 1,4	_____	_____
30	29	43	32
RC 2,* RC 3 (full) OPTIONAL	_____	RC 2 * (opening inside) OPTIONAL	RC 2 * OPTIONAL
Class 4 3 multi-point locks (RC3 class 5)	Class 4 2 multi-point locks	Class 4 3 multi-point locks	Class 4 2 multi-point locks
_____	_____	_____	EI 30



*Additional cost as per the price list on pg.79



Thermal insulation
U 0,78*



Door leaf thickness
90 mm



Filling:
polyurethane
foam



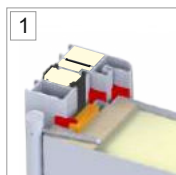
Anti-burglary
class
RC 2**




Acoustic insulation
32 dB

Please note:

We recommend the installation of the door opening to the outside. The inward opening doors should be installed only in recesses that completely protect the entrance from precipitation.



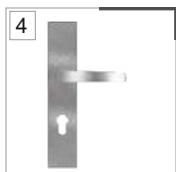
Leaf filling
POLYURETHANE FOAM



87mm
Aluminium frame ALU/90
three chamber
with double sealing
with PVC partition filled with foam



Aluminium threshold ALU/90
with PVC thermal break



SIGMA handle



Standard insert
50/60



Three hooks
with adjustable pressure




GU espagnolette
standard lock with handle lock
(automatic locking)



Upper and lower
protection
(automatic locking)



6 anti-theft
bolts



Thermal break,
seal in the leaf



Thermal break,
two seals in the frame



Fourth rebate and
self-closing gasket
(no possibility of shortening)



Three 3D hinges
adjustable in three
directions



Windstopper

* Applies to doors without glazing, more parameters on pg. 7

Additional cost as per price list on pg. 79 (applies to full doors) **



Thermal
insulation
U 0,57*



Door leaf
thickness
75 mm



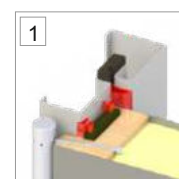
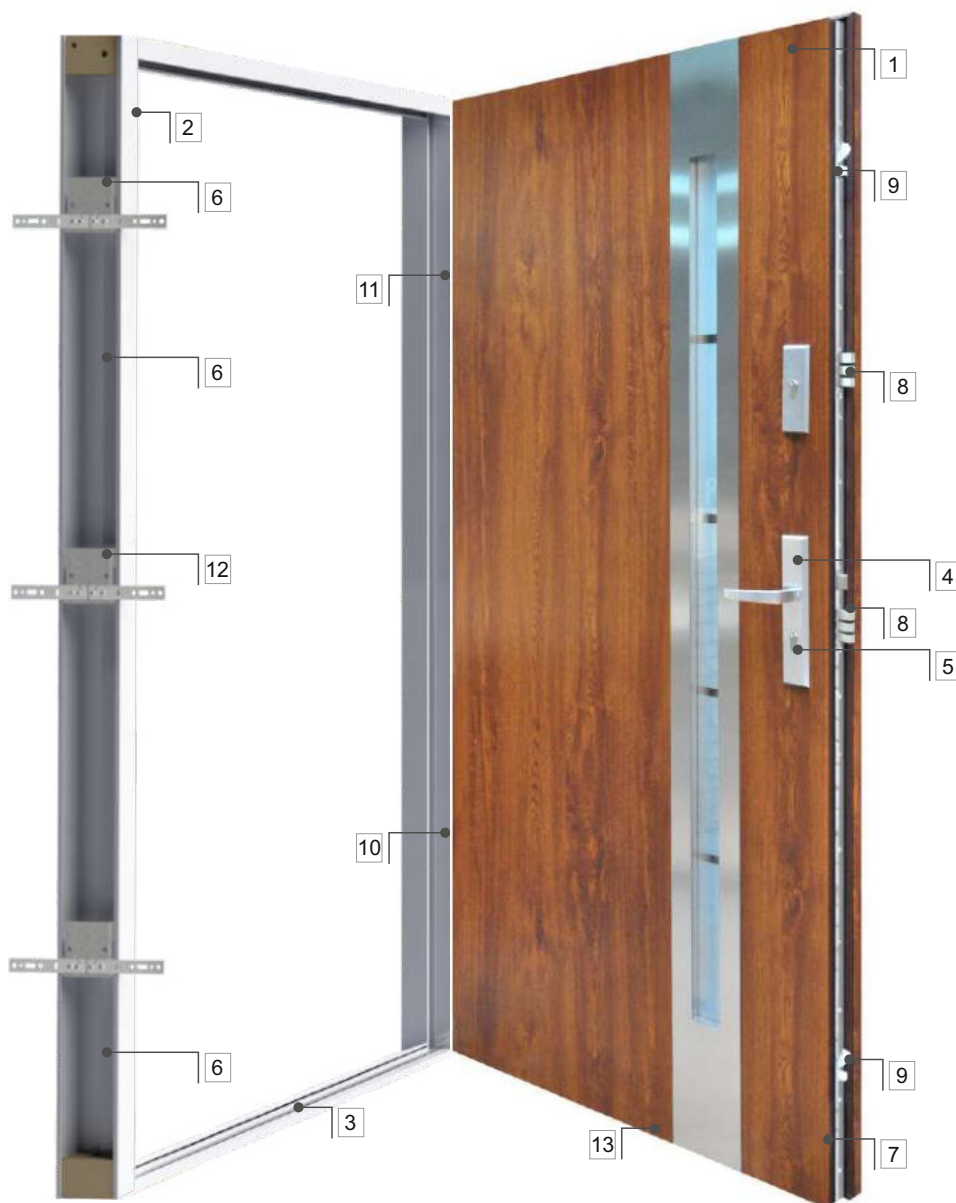
Filling:
polyurethane
foam



Anti-burglary
class
RC 2**



Acoustic
insulation
32 dB



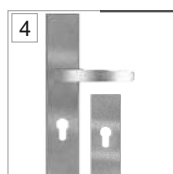
Leaf filling
POLYURETHANE FOAM



Steel frame with
thermal break NT/75




Aluminium threshold ALU NT/75
with thermal break



SIGMA handle



Insert + insert-knob
system of one key
50/50



Three hooks with
adjustable pressure



Thermal break,
two seals in the leaf



Standard and additional
strip lock class 4 with
a handle lock



Upper and lower
protection



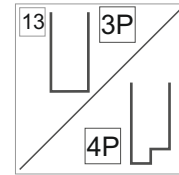
6 anti-theft
bolts



Three 3D hinges adjustable
in three directions



Elements strengthening the
frame structure



Two or four rebates

* Applies to door without glazing, with frame PASSIVE/75 i threshold WPC PASSIVE/75, more parameters on pg. 7.

** Additional cost as per the price list on pg. 79 (applies to full door with frame NT/75)



Thermal
insulation
U 0,85*



Door leaf
thickness
75 mm




Filling:
polyurethane
foam



Anti-burglary
class
RC 2**



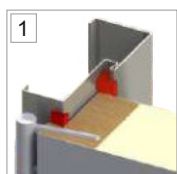
Acoustic
insulation
32 dB




OPTIONAL

Strip hook lock with handle lock

*Additional cost as per price list on pg. 78




Leaf filling
POLYURETHANE FOAM



Steel frame S15/75




Aluminium threshold ALU S15/75
with thermal break



SIGMA handle



Insert + insert-knob
system of one key
50/50



Two hooks with
adjustable pressure



Class 4 standard lock



Class 4
upper and lower lock



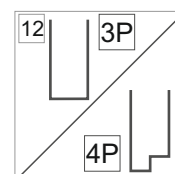
6 anti-theft
bolts



Three 3D hinges adjustable
in three directions



Elements strengthening the
frame structure



Three or four rebates

* Applies to door without glazing with frame PASSIVE/75 and threshold WPC PASSIVE/75, more parameters on pg. 7.

** Additional cost as per the price list on pg. 79 (applies to full door with strip lock, frame NT/75 and threshold ALU NT/75)



Thermal
insulation
 $U=1,1^*$



Door leaf
thickness
54 mm



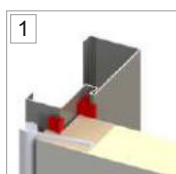
Filling:
polyurethane
foam



Anti-burglary
class
RC 2**



Acoustic
insulation
30 dB



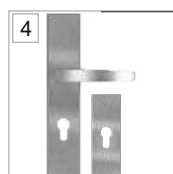
1
Leaf filling
POLYURETHANE FOAM



2
Steel frame
10/54, 10N/54, 11/54,
11N/54, 15/54, S15/54



3
Aluminium threshold
10/54, 11/54, 15/54



4
SIGMA handle



5
Insert + insert-knob
system of one key
31/46




6
Two hooks with
adjustable pressure



7
Class 4 standard lock



8
Class 4 upper lock



9
Class 4 lower lock



10
3 anti-theft
bolts



11
Three 3D hinges adjustable
in three directions

* Applies to doors without glazing, with frame NT/54 and threshold NT/54, more parameters on pg. 7.

** Additional cost as per the price list on pg. 79 (applies to full door with frame 10,11,15/54 and threshold ALU/54 10,11,15)



Thermal
insulation
U=1,3



Door leaf
thickness
54 mm




Filling:
polyurethane
foam



Anti-burglary
class
RC 3



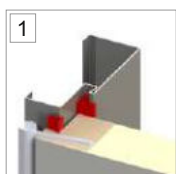
Acoustic
insulation
30 dB



OPTIONAL *



steel panel




1 Leaf filling
POLYURETHANE FOAM




2 Reinforced steel frame
10C/54, 11C/54, 15C/54



3 Aluminium threshold
10/54, 11/54, 15/54



4 Class 3 GAMA handle



5 Class 6 insert + insert-knob
system of one key
30/45




6 Two hooks with
adjustable pressure




7 Upper protection



8 Class 5 standard lock




9 Class 5 upper lock



10 Class 5 lower lock



11 6 anti-theft
bolts



12 Three 3D hinges adjustable
in three directions

* Additional cost as per the price list on pg. 79 (applies to door with frame 10,11,15/54 and threshold ALU/54 10,11,15)



Thermal
insulation
 $U=1,4^*$



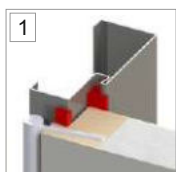
Door leaf
thickness
54 mm



Filling:
expanded
polystyrene



Acoustic
insulation
from 29 dB




Leaf filling
EXPANDED POLYSTYRENE



Steel frame
10/54, 11/54, 15/54



Aluminium threshold
10/54, 11/54, 15/54



SIGMA handle



Insert + insert-knob
system of one key
31/46



One hook with
adjustable pressure



3 anti-theft
bolts



Class 4 standard lock



Class 4 additional lock



Three reinforced
adjustable hinges

* Applies to leaves with steel frame, more parameters on pg. 7.



Door leaf thickness
54 mm



Filling:
acoustic panel



Anti-burglary class
RC 2*

for doors opening inside

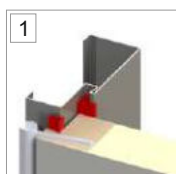


Acoustic insulation
43 dB



PLEASE NOTE

Door leaf shortening in
factory only.




Leaf filling
ACOUSTIC PANEL



Steel frame
10/54 AKU, 10N/54 AKU,
11/54 AKU, 11N/54 AKU, 15/54 AKU



Aluminium threshold
10/54 AKU, 11/54 AKU,
15/54 AKU



SIGMA handle



Standard insert + insert-knob
system of one key
31/46



Two hooks with
adjustable pressure



Class 4 standard lock



Class 4 upper lock



Class 4 lower lock



3 anti-theft
bolts



Three 3D hinges adjustable
in three directions



Bottom seal under leaf

*Additional cost as per the price list on pg.79 (applies to door with frame 10,11,15/54AKU and threshold ALU/54 AKU10,11,15)



Door leaf thickness
54 mm



Filling:
Mineral rock
wool panel




Anti-burglary
class
RC 2*



Acoustic
insulation
from 32 dB

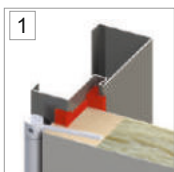


Fire
protection
EI 30₂



PLEASE NOTE

In order to meet the fire resistance requirements, the door should be equipped with an automatic door closer - additional cost as per the price list on pg. 66.




Leaf filling
MINERAL ROCK WOOL PANEL



Steel frame
15 P.POZ/54
with two seals



Stainless steel threshold
15 P.POZ/54



Handle SIGMA



Insert + insert-knob
system of one key
31/46




One hook with
adjustable pressure



Class 4 standard lock



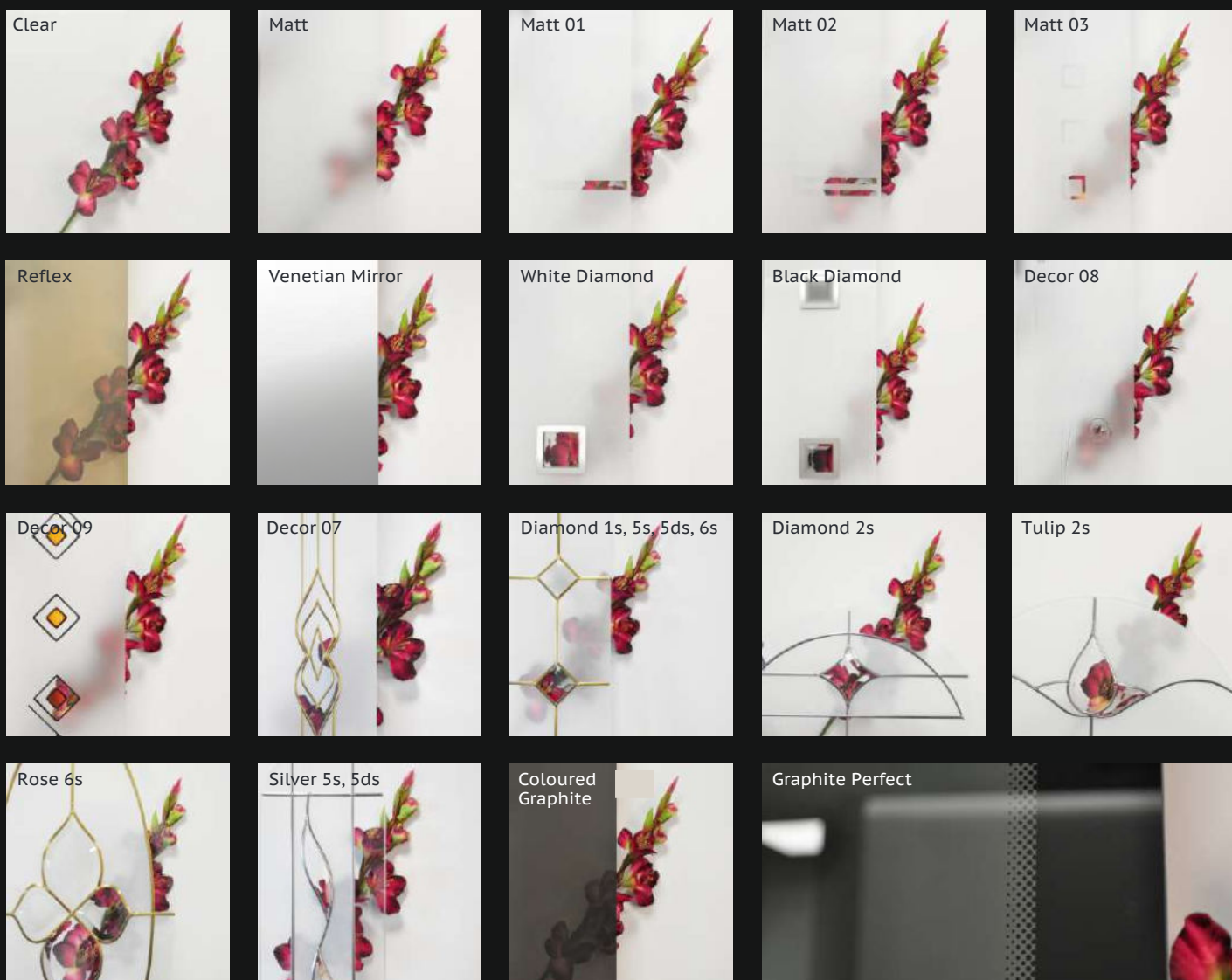
Class 4 additional lock



3 anti-theft
bolts



Three reinforced
adjustable hinges



PLEASE NOTE

The photos show the transparency of the glazing. Please note that due to the production technology and print quality, they may slightly differ from the actual product.

A necessary condition to obtain the effect of a Venetian mirror is the appropriate light intensity, which means that the room behind the mirror must be less illuminated.

In the Perfekt designs, the inter-pane frames are available only in black. Other patterns and fanlights have grey frames as standard. Black frames are available for an additional fee.

CONSTRUCTION OF STANDARD WINDOW PACKAGE



Two external panes are safe panes ensuring safety of use (toughened or VSG) 3.3.1. The glazing decoration is placed on the inner pane.

CONSTRUCTION OF WINDOW PACKAGE PERFECT



The outer and inner pane are safe panes ensuring safety of use (external toughened, internal toughened or VSG). The outer pane is coloured in mass. The chambers are separated by a standard pane.

CONSTRUCTION OF WINDOW PACKAGE P4



The outer P4 pane consists of two glass panes, 4 mm thick, connected with each other by four foils (4.4.4), thanks to which it has increased resistance to shattering.


All glazing units in the doors and fanlights have warm inter-pane frames, thanks to which they reduce the building's heat loss, and the stainless steel used in the frames additionally makes the glazing unit more stable and tight.

Please note that not all colors are available for all designs.

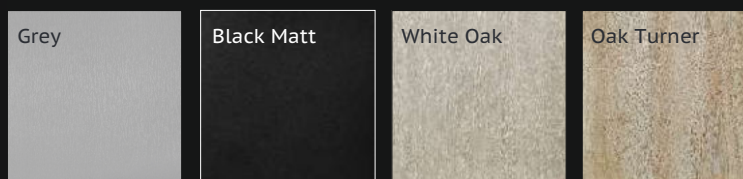
We use high-quality laminates resistant to weather conditions.

Due to printing and production conditions, there may be colour and structure differences between the photos and the actual products.

Standard Colours



Additional Colours *



PLEASE NOTE

The wood-like laminates that we use in our products differ slightly from each other in terms of grain pattern, colour and structure. These differences, however, are within the limits of the characteristics of the reproduced species of wood, therefore they cannot constitute a claim for complaint.



RAL * Colours, SAHARA Structure








DEEP STAMPING - 5 mm

SHALLOW STAMPING - 2 mm



The standard feature is shallow stamping.
Deep stamping is available at an additional
cost (page 79) only in size "90".

NEW





Full designs - from pg. 47
Applications - from pg. 52
Double leaf doors - from pg. 58
Fanlights - from pg. 62

NEWEST TRENDS
FOR OUTSIDE DOORS

Perfekt 8



Graphite Glass



- CONSTRUCTION OF THE GLAZING PACKAGE:
- 1 Toughened / body-colored safety glass
 - 2 Standard pane dividing the chamber
 - 3 Safety glass 3.3.1 or toughened
 - 4 Black warm spacer

PERFEKT is a door line that perfectly matches your home.

The wing is made in an innovative pressing technology. The glass is mounted directly on the leaf mantle in an undercut, thanks to which the glass surface is aligned with the leaf plane.

The new solution definitely improves the aesthetics of the door, perfectly matching the architecture of modern construction.

On the outside, a graphite toughened glass, coloured in mass, without a glazing frame or with an innovative narrow inox frame subtly emphasising the glazing.

On the inside we use a safety glass 3.3.1 with a stainless steel or black frame, painted on the perimeter.

MAKING THE 'PERFEKT' DESIGN

INOX	BLACK
Outer side	
Glass alignment	Glass alignment
Inox application	Black application
Inner side	
Inlay frame	Inlay frame
Inox application	Black application

'PERFEKT' DOOR LINE WITH VENETIAN MIRROR











The PERFEKT series is an innovative product made with the greatest attention to detail. A wide range of patterns allows you to adjust the leaf to the individual taste of the customer.


To meet the expectations of the most demanding customers, the Perfekt line has been extended with a glazing package made of a venetian mirror, perfectly inlay with the plane of the leaf.

The Perfect door with a venetian mirror fits perfectly with the fanlights with the same glazing.

For customers who want to create an individual interior arrangement with colour that differ from the external appearance of the house, we have prepared the possibility of making the door in a duo-colour.

MAKING THE 'PERFEKT' DESIGN

INOX	BLACK
Outer side	
<p>Glass alignment</p> 	<p>Glass alignment</p> 
<p>Inox application</p> 	<p>Black application</p> 
Inner side	
<p>Inlay frame</p> 	<p>Inlay frame</p> 
<p>Inox application</p> 	<p>Black application</p> 



CONSTRUCTION OF THE GLAZING PACKAGE:

- 1 Toughened glass venetian mirror
- 2 Standard pane dividing the chamber
- 3 Safety glass 3.3.1 or toughened
- 4 Black warm spacer

Perfekt 1



Inner side - inox

Inner and outer side - black

NEW

Graphite Perfekt

Venetian Mirror*

Available colours

Standard

Additional*

Price per set	
75 PASSIVE	£1899.00
75 PLUS	£1599.00
54 PLUS	£1349.00

Inox frame

Black frame

Leaf widths available

„90“

„100“ - doesn't apply to 75 PLUS

Additional charge

Accessories available as per the offer on pages 68-79

Unavailable

4 rebates

Perfekt 2



Inner side - inox

Inner and outer side - black

Graphite Perfekt

Price per set	
75 PASSIVE	£1899.00
75 PLUS	£1599.00
54 PLUS	£1349.00

Inox frame

Black frame

Available colours

Standard

Additional*

Leaf widths available

„90“

„100“ - doesn't apply to 75 PLUS

Additional charge

Accessories available as per the offer on pages 68-79

Unavailable

4 rebates

Perfekt 3



Inner side - inox



Inner and outer side - black



Graphite
Perfekt

Price per set	
75 PASSIVE	£1899.00
75 PLUS	£1599.00
54 PLUS	£1349.00



Inox
frame



Black
frame

Available colours

Standard
Additional*

Leaf widths available

„90“
„100“ - doesn't apply to 75 PLUS, 75 MAX

Additional charge

Accessories available as per the offer on pages 68-79

Unavailable

4 rebates

Perfekt 5



Inner side - inox



Inner and outer side - black



Graphite
Perfekt

Price per set	
75 PASSIVE	£1899.00
75 PLUS	£1599.00
54 PLUS	£1349.00



Inox
frame



Black
frame

Available colours

Standard
Additional*

Leaf widths available

„90“
„100“ - doesn't apply to 75 PLUS, 75 MAX

Additional charge

Accessories available as per the offer on pages 68-79


Unavailable

4 rebates

* Additional cost as per the price list on pg. 79
All prices are net, excluding VAT!

Standard equipment included in the price: door leaf, door frame, threshold, standard door handle, standard insert and knob-insert

Perfekt 7



NEW

Available colours

Standard

Additional*

Leaf widths available


„90“

„100“ - doesn't apply to 75 PLUS, 75 MAX

Additional charge

Accessories available as per the offer on pages 68-79


Price per set	
75 PASSIVE	£1899.00
75 PLUS	£1599.00
54 PLUS	£1349.00



Unavailable

4 rebates

Perfekt 8



NEW

Available colours

Standard

Additional*


Leaf widths available

„90“ „100“

Additional charge

Accessories available as per the offer on pages 68-79

Price per set	
90 SUPERTHERM	£2449.00
75 PASSIVE	£2199.00
75 PLUS	£1899.00
54 PLUS	£1549.00



Unavailable

4 rebates

Shortening

Opening inside

Self-closer

Perfekt 8-1 (aluminium frame)



Inner side - inox



Inner side - black



Graphite
Perfekt

NEW



Venetian
Mirror*

Aluminium frame



Please note!
Perfekt 8-1 inox,
Perfekt 8-1 black
always with handle
in natural aluminium
colour on the outside

Available colours

Standard
Additional*

Leaf widths available

„90“ „100“

Additional charge

Accessories available as per the offer on pages 68-79

Price per set

90 SUPERTHERM	£2449.00
75 PASSIVE	£2199.00
75 PLUS	£1899.00
54 PLUS	£1549.00



Inox
frame



Black
frame
(only inner side)


Unavailable

4 rebates
Shortening
Opening inside
Self-closer

Perfekt 9



Perfekt 9 A
outer side




Perfekt 9 B
outer side



Graphite
Perfekt

NEW



Venetian
Mirror*

Venetian mirror



Available colours

Standard
Additional*

Leaf widths available

„90“ „100“

Additional charge

Accessories available as per the offer on pages 68-79

Price per set

90 SUPERTHERM	£2449.00
75 PASSIVE	£2199.00
75 PLUS	£1899.00
54 PLUS	£1549.00



Inox
frame



Black
frame

Unavailable

4 rebates
Shortening
Opening inside
Pull bar in design Perfekt 9
Self-closer

* Additional cost as per the price list on pg. 79
All prices are net, excluding VAT!



Standard equipment included in the price: door leaf, door frame, threshold, standard door handle, standard insert and knob-insert

OUTER GLAZED DOORS - INOX, BLACK FRAME

10s1



Price per set	
90 SUPERTHERM	£1999.00
75 PASSIVE	£1749.00
75 PLUS	£1449.00
54 PLUS	£1199.00

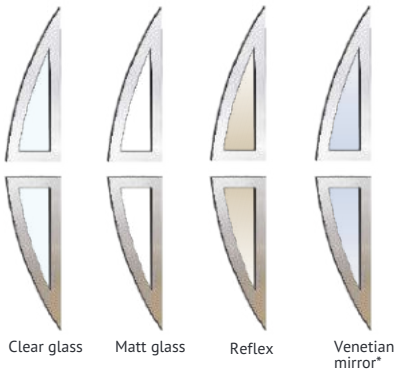



Available colours	
Standard	
Additional*	
RAL* - shallow stamping only	
Leaf widths available	
„80“ „90“ „100“ - shallow stamping	
„80N“ „90N“ - applies to 54 PLUS	
„90“ - deep stamping*	
Additional charge	
Accessories available as per the offer on pages 68-79	
Deep stamping*	

10s2



Price per set	
90 SUPERTHERM	£1999.00
75 PASSIVE	£1749.00
75 PLUS	£1449.00
54 PLUS	£1199.00



Available colours	
Standard	
Additional*	
RAL* - shallow stamping only	
Leaf widths available	
„80“ „90“ „100“ - shallow stamping	
„80N“ „90N“ - applies to 54 PLUS	
„90“ - deep stamping*	
Additional charge	
Accessories available as per the offer on pages 68-79	
Deep stamping*	

* Additional cost as per the price list on pg. 79
All prices are net, excluding VAT!

Standard equipment included in the price: door leaf, door frame, threshold, standard door handle, standard insert and knob-insert


10s3




Price per set	
90 SUPERTHERM	£1999.00
75 PASSIVE	£1749.00
75 PLUS	£1449.00
54 PLUS	£1199.00



Inox frame



Black frame



Available colours

Standard
Additional*
RAL* - shallow stamping only

Leaf widths available

„80“ „90“ „100*“ - shallow stamping
„80N“ „90N“ - applies to 54 PLUS
„90“ - deep stamping*

Additional charge

Accessories available as per the offer on pages 68-79
Deep stamping*


10s4




Price per set	
90 SUPERTHERM	£1999.00
75 PASSIVE	£1749.00
75 PLUS	£1449.00
54 PLUS	£1199.00



Inox frame



Black frame



Available colours

Standard
Additional*
RAL* - shallow stamping only

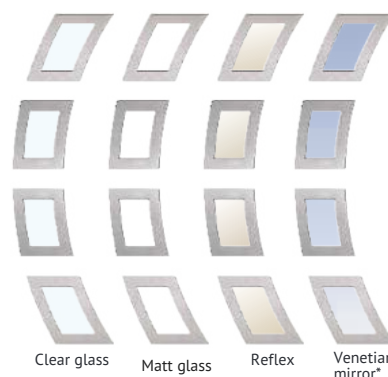
Leaf widths available

„80“ „90“ „100*“ - shallow stamping
„80N“ „90N“ - applies to 54 PLUS
„90“ - deep stamping*

Additional charge

Accessories available as per the offer on pages 68-79
Deep stamping*

10s5



Available colours

Standard

Additional*

RAL* - shallow stamping only

Leaf widths available

„80“ „90“ „100“ - shallow stamping

„80N“ „90N“ - applies to 54 PLUS

„90“ - deep stamping*

Additional charge

Accessories available as per the offer on pages 68-79


Deep stamping*

Price per set

90 SUPERTHERM	£1999.00
75 PASSIVE	£1749.00
75 PLUS	£1449.00
54 PLUS	£1199.00



Inox
frame



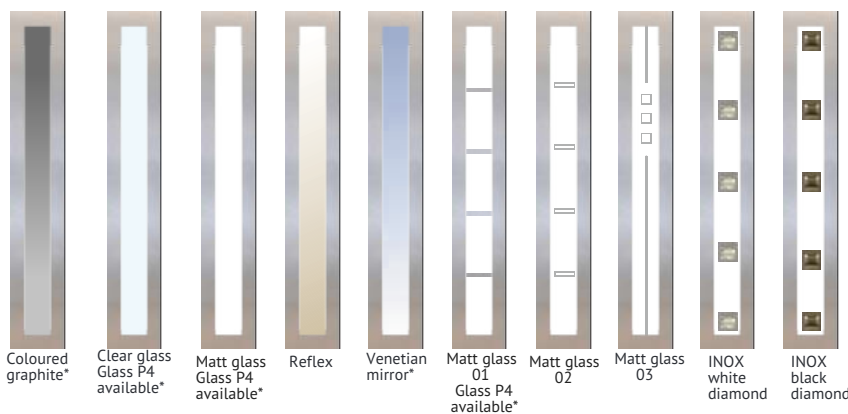
Black
frame

NEW

11s1



11s13



Available colours

Standard

Additional*

RAL*

Leaf widths available

„80“ „90“ „100“


„80N“ „90N“ - applies to 54 PLUS

Additional charge


Accessories available as per the offer on pages 68-79

Price per set

90 SUPERTHERM	£1999.00
75 PASSIVE	£1749.00
75 PLUS	£1449.00
54 PLUS	£1199.00



Inox
frame

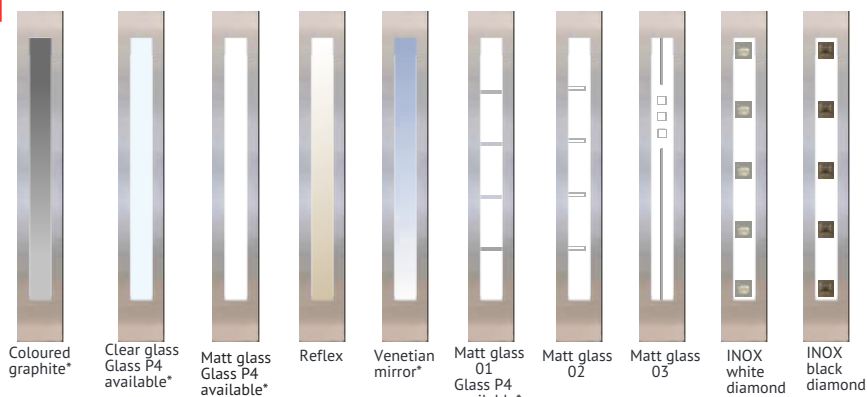


Black
frame


11s2



NEW



Price per set	
90 SUPERTHERM	£1999.00
75 PASSIVE	£1749.00
75 PLUS	£1449.00
54 PLUS	£1199.00



Available colours

Standard
Additional*
RAL*

Leaf widths available

„80“ „90“ „100“
„80N“ „90N“ - applies to 54 PLUS


Additional charge

Accessories available as per the offer on pages 68-79



11s3



NEW



Price per set	
90 SUPERTHERM	£1999.00
75 PASSIVE	£1749.00
75 PLUS	£1449.00
54 PLUS	£1199.00



Available colours

Standard
Additional*
RAL*

Leaf widths available

„80“ „90“ „100“
„80N“ „90N“ - applies to 54 PLUS

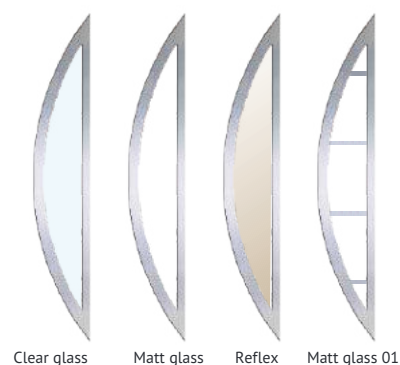

Additional charge

Accessories available as per the offer on pages 68-79

11s5



Price per set	
90 SUPERTHERM	£1999.00
75 PASSIVE	£1749.00
75 PLUS	£1449.00
54 PLUS	£1199.00



Clear glass Matt glass Reflex Matt glass 01

Available colours

Standard
Additional*
RAL*

Leaf widths available

„80“ „90“ „100“
„80N“ „90N“ - applies to 54 PLUS


Additional charge

Accessories available as per the offer on pages 68-79

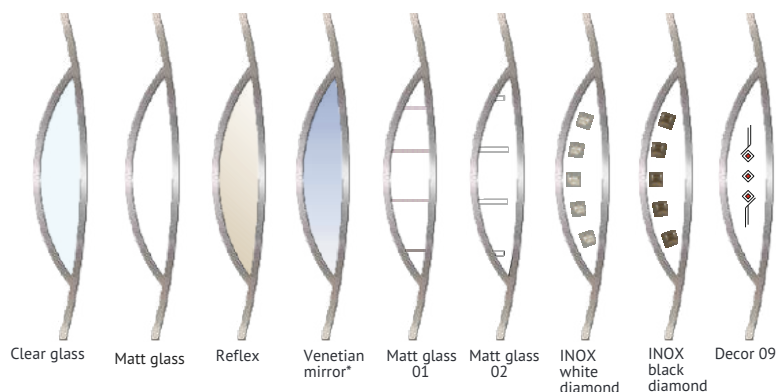

11s6



13s3



Price per set	
90 SUPERTHERM	£1999.00
75 PASSIVE	£1749.00
75 PLUS	£1449.00
54 PLUS	£1199.00



Clear glass Matt glass Reflex Venetian mirror Matt glass 01 Matt glass 02 INOX white diamond INOX black diamond Decor 09

Available colours

Standard
Additional*
RAL*

Leaf widths available

„80“ „90“ „100“
„80N“ „90N“ - applies to 54 PLUS

Additional charge

Accessories available as per the offer on pages 68-79

11s8




11s7



Price per set	
90 SUPERTHERM	£1999.00
75 PASSIVE	£1749.00
75 PLUS	£1449.00
54 PLUS	£1199.00

NEW



Available colours


Standard
Additional*
RAL*

Leaf widths available

„80“ „90“ „100“
„80N“ „90N“ - applies to 54 PLUS

Additional charge


Accessories available as per the offer on pages 68-79



11s9



NEW



Available colours


Standard
Additional*
RAL*

Leaf widths available

„80“ „90“ „100“
„80N“ „90N“ - applies to 54 PLUS

Additional charge

Accessories available as per the offer on pages 68-79



Price per set	
90 SUPERTHERM	£1999.00
75 PASSIVE	£1749.00
75 PLUS	£1449.00
54 PLUS	£1199.00

11s12



Price per set	
90 SUPERTHERM	£1999.00
75 PASSIVE	£1749.00
75 PLUS	£1449.00
54 PLUS	£1199.00

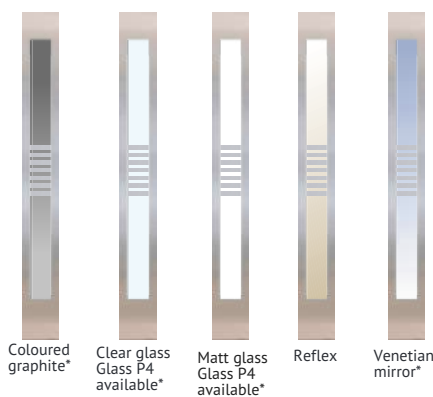


Inox frame



Black frame

NEW



Coloured graphite*

Clear glass
Glass P4
available*

Matt glass
Glass P4
available*

Reflex

Venetian mirror*

Available colours

Standard
Additional*
RAL*

Leaf widths available

„80“ „90“ „100“
„80N“ „90N“ - applies to 54 PLUS

Additional charge

Accessories available as per the offer on pages 68-79

13s1



Price per set	
90 SUPERTHERM	£1999.00
75 PASSIVE	£1749.00
75 PLUS	£1449.00
54 PLUS	£1199.00




Inox frame



Black frame

NEW



Coloured graphite*

Clear glass
Glass P4
available*

Matt glass
Glass P4
available*

Reflex

Venetian mirror*

Matt glass
01
Glass P4
available*

Decor 06

Available colours

Standard
Additional*
RAL*

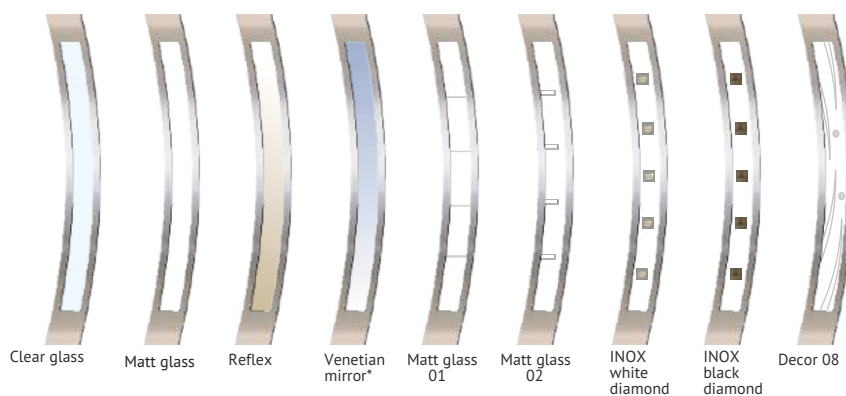
Leaf widths available

„80“ „90“ „100“
„80N“ „90N“ - applies to 54 PLUS


Additional charge

Accessories available as per the offer on pages 68-79

13s2



Price per set	
90 SUPERTHERM	£1999.00
75 PASSIVE	£1749.00
75 PLUS	£1449.00
54 PLUS	£1199.00



Available colours

Standard
Additional*
RAL*

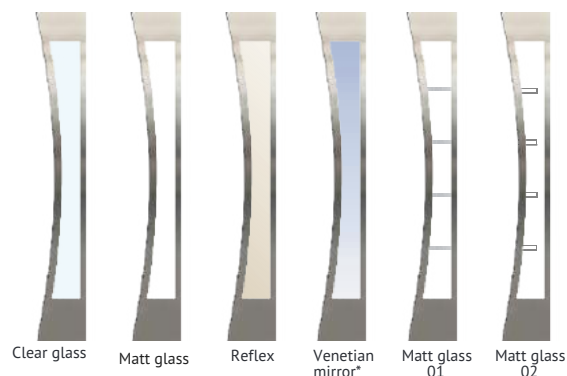
Leaf widths available

„80“ „90“ „100“
„80N“ „90N“ - applies to 54 PLUS


Additional charge

Accessories available as per the offer on pages 68-79

13s4



Price per set	
90 SUPERTHERM	£1999.00
75 PASSIVE	£1749.00
75 PLUS	£1449.00
54 PLUS	£1199.00



Available colours

Standard
Additional*
RAL*

Leaf widths available

„80“ „90“ „100“
„80N“ „90N“ - applies to 54 PLUS



Additional charge

Accessories available as per the offer on pages 68-79

14s1



Price per set	
90 SUPERTHERM	£1999.00
75 PASSIVE	£1749.00
75 PLUS	£1449.00
54 PLUS	£1199.00



Available colours

Standard
Additional*
RAL*

Leaf widths available

„80“ „90“ „100“
„80N“ „90N“ - applies to 54 PLUS



Additional charge

Accessories available as per the offer on pages 68-79

14s2



Price per set	
90 SUPERTHERM	£1999.00
75 PASSIVE	£1749.00
75 PLUS	£1449.00
54 PLUS	£1199.00



Available colours

Standard
Additional*
RAL*

Leaf widths available

„90“ „100“

Additional charge

Accessories available as per the offer on pages 68-79

14s3



NEW



Coloured graphite*



Clear glass
Glass P4
available*



Matt glass
Glass P4
available*



Reflex



Venetian
mirror*



Decor 06

Price per set

90 SUPERTHERM	£2149.00
75 PASSIVE	£1749.00
75 PLUS	£1449.00
54 PLUS	£1199.00



Inox
frame



Black
frame

Available colours

Standard
Additional*
RAL*


Leaf widths available

„80“ „90“ „100“
„80N“ „90N“ - applies to 54 PLUS

Additional charge

Accessories available as per the offer on pages 68-79





GLAZED EXTERNAL DOOR WITH DOOR FRAME IN LEAF COLOUR

1s



Shallow stamping



Standard equipment

Deep stamping*



Additional equipment



Clear glass



Reflex



Diamond

Available colours

White laminate, Winchester, Golden Oak, Dark walnut, Dark oak, Mahogany

Leaf widths available

„80“ „90“ „100“ - shallow stamping
„90“ - deep stamping*

Price per set

54 PLUS	£1149.00
54 STANDARD	£1099.00

Additional charge

Accessories available as per the offer on pages 70-79
Deep stamping*

2s



Shallow stamping



Standard equipment

Deep stamping*



Additional equipment



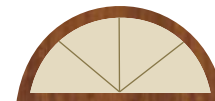
Clear glass



Tulipc



Diamond



Glazing bars

Available colours

White laminate, Winchester, Golden Oak, Dark walnut, Dark oak, Mahogany

Leaf widths available

„80“ „90“ „100“ - shallow stamping
„90“ - deep stamping*

Additional charge

Accessories available as per the offer on pages 70-79
Deep stamping*

Price per set

54 PLUS	£1149.00
54 STANDARD	£1099.00

5s



Shallow stamping



Standard equipment

Deep stamping*



Additional equipment



Clear glass



Reflex



Venetian mirror



Diamond



Silver

Available colours

White laminate, Winchester, Golden Oak, Dark walnut, Dark oak, Mahogany

Leaf widths available

„80“ „90“ „100“ - shallow stamping
„90“ - deep stamping*

Additional charge

Accessories available as per the offer on pages 70-79
Deep stamping*

Price per set

75 PASSIVE	£1599.00
75 PLUS	£1249.00
54 PLUS	£1149.00
54 STANDARD	£1099.00

5ds



Shallow stamping



Standard equipment

Deep stamping*



Additional equipment

Price per set	
75 PASSIVE	£1499.00
75 PLUS	£1249.00
54 PLUS	£1149.00
54 STANDARD	£1099.00



Clear glass

Reflex

Venetian mirror*

Diamond

Silver

Available colours

White laminate, Winchester, Golden Oak, Dark walnut, Dark oak, Mahogany

Leaf widths available

„90“ „100“ - shallow stamping
„90“ - deep stamping*

Additional charge

Accessories available as per the offer on pages 70-79
Deep stamping*

6s



Shallow stamping



Standard equipment

Deep stamping*



Additional equipment

Price per set	
75 PASSIVE	£1499.00
75 PLUS	£1249.00
54 PLUS	£1149.00
54 STANDARD	£1099.00



Reflex

Venetian mirror*

Diamond

Rose

Available colours

White laminate, Winchester, Golden Oak, Dark walnut, Dark oak, Mahogany

Leaf widths available

„80“ „90“ „100“ - shallow stamping
„90“ - deep stamping*

Additional charge

Accessories available as per the offer on pages 70-79
Deep stamping*

7s2



7s4



7s6




Shallow stamping



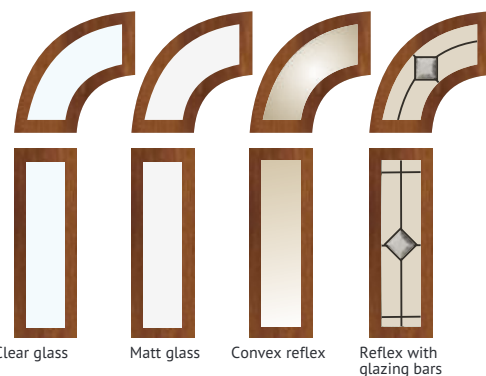
Standard equipment

Deep stamping*



Additional equipment

Price per set	7s2	7s4	7s6
75 PASSIVE	£1399.00	£1649.00	£1849.00
75 PLUS	£1249.00	£1349.00	£1599.00
54 PLUS	£1099.00	£1199.00	£1349.00
54 STANDARD	£1049.00	£1149.00	£1349.00



Clear glass

Matt glass

Convex reflex

Reflex with glazing bars

Available colours

White laminate, Winchester, Golden Oak, Dark walnut, Dark oak, Mahogany

Leaf widths available

„90“ „100“ - shallow stamping
„90“ - deep stamping*

Additional charge

Accessories available as per the offer on pages 70-79
Deep stamping*

10s1



Shallow stamping




Standard equipment

Deep stamping*



Additional equipment

Price per set	
75 PASSIVE	£1649.00
75 PLUS	£1349.00
54 PLUS	£1199.00
54 STANDARD	£1199.00



Clear glass
Glass P4
available*

Matt glass
Glass P4
available*

Reflex

Venetian
mirror*

Available colours

White laminate, Winchester, Golden Oak, Dark walnut, Dark oak, Mahogany

Leaf widths available

„80“ „90“ „100“ - shallow stamping
„90“ - deep stamping*

Additional charge

Accessories available as per the offer on pages 68-79
Deep stamping*

10s2




Shallow stamping



Standard equipment

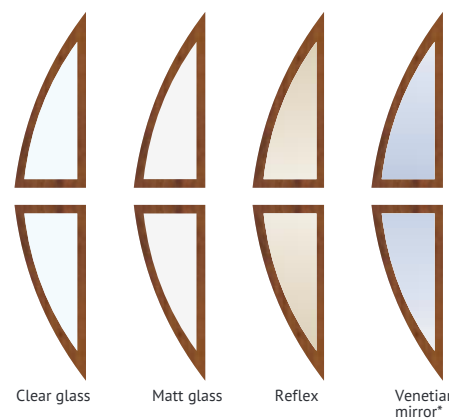
Deep stamping*



Additional equipment

Price per set

75 PASSIVE	£1649.00
75 PLUS	£1349.00
54 PLUS	£1199.00
54 STANDARD	£1199.00



Clear glass

Matt glass

Reflex

Venetian mirror*

Available colours

White laminate, Winchester, Golden Oak, Dark walnut, Dark oak, Mahogany

Leaf widths available

„80“ „90“ „100“ - shallow stamping
„90“ - deep stamping*

Additional charge

Accessories available as per the offer on pages 68-79
Deep stamping*

10s3



Shallow stamping



Standard equipment

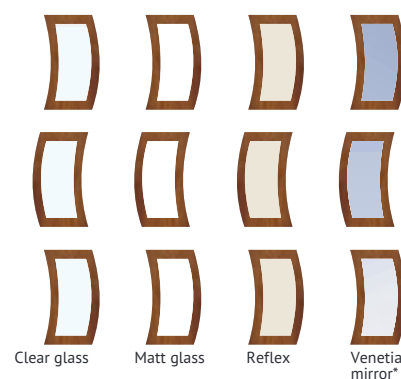
Deep stamping*



Additional equipment

Price per set

75 PASSIVE	£1649.00
75 PLUS	£1349.00
54 PLUS	£1199.00
54 STANDARD	£1199.00



Clear glass

Matt glass

Reflex

Venetian mirror*

Available colours

White laminate, Winchester, Golden Oak, Dark walnut, Dark oak, Mahogany

Leaf widths available

„80“ „90“ „100“ - shallow stamping
„90“ - deep stamping*


Additional charge

Accessories available as per the offer on pages 68-79
Deep stamping*

10s4



Shallow stamping




Standard equipment

Deep stamping*



Additional equipment

Price per set	
75 PASSIVE	£1649.00
75 PLUS	£1349.00
54 PLUS	£1199.00
54 STANDARD	£1199.00



Clear glass
Glass P4
available*

Matt glass

Reflex

Venetian mirror*

Available colours

White laminate, Winchester, Golden Oak, Dark walnut, Dark oak, Mahogany

Leaf widths available

„80“ „90“ „100“ - shallow stamping
„90“ - deep stamping*

Additional charge

Accessories available as per the offer on pages 68-79
Deep stamping*

10s5



Shallow stamping




Standard equipment

Deep stamping*



Additional equipment

Price per set	
75 PASSIVE	£1649.00
75 PLUS	£1349.00
54 PLUS	£1199.00
54 STANDARD	£1199.00



Clear glass

Matt glass

Reflex

Venetian mirror*

Available colours

White laminate, Winchester, Golden Oak, Dark walnut, Dark oak, Mahogany

Leaf widths available

„80“ „90“ „100“ - shallow stamping
„90“ - deep stamping*

Additional charge


Accessories available as per the offer on pages 68-79
Deep stamping*

DUO COLOUR EXTERNAL DOOR

DUO 11s2



DUO 11s3



DUO 11s6



DUO 11s7



DUO 11s8



DUO 11s9



Glazed DUO door

	11s, 13s	11s6
90 SUPERTHERM	£2199.00	£2349.00
75 PASSIVE	£1849.00	£1949.00
75 PLUS	£1549.00	£1649.00
54 PLUS	£1399.00	£1449.00

DUO door with application

	flat	stamping	18-2
90 SUPERTHERM	£1899.00	£1949.00	£1999.00
75 PASSIVE	£1599.00	£1649.00	£1749.00
75 PLUS	£1399.00	£1449.00	£1599.00
54 PLUS RC 2*	£1249.00	£1299.00	£1449.00
54 PLUS RC 3	£1399.00	£1449.00	£1599.00
54ACOUSTIC	£1249.00	£1299.00	£1449.00

* Additional cost as per the price list on pg. 79
All prices are net, excluding VAT!

Standard equipment included in the price: door leaf, door frame, threshold, standard door handle, standard insert and knob-insert

DUO 13s1



DUO 13s2



DUO 13s4



DUO application 13-1



DUO application 0



DUO application Perfekt 18-2



External and internal trim in inox only

Available colours

Standard
Additional*

Leaf widths available

„80“ „90“
„100“ - not applicable to 54 ACOUSTIC

Possibility to combine any colours

Additional charge

Accessories available as per the offer on pages 68-79



Inox
frame



Black
frame

* Additional cost as per the price list on pg. 79

Standard equipment included in the price: door leaf, door frame, threshold, standard door handle, standard insert and knob-insert

All prices are net, excluding VAT!

FULL DESIGNS / INOX OR BLACK APPLICATIONS



* Additional cost as per the price list on pg. 79
All prices are net, excluding VAT!

Standard equipment included in the price: door leaf, door frame, threshold, standard door handle, standard insert and knob-insert

EXTERNAL AND INTERNAL DOOR WITHOUT GLAZING

Flat



Wood structure

Price per set	
90 SUPERTHERM	£1699.00
75 PASSIVE	£1249.00
75 PLUS	£1249.00
54 PLUS	£1099.00
54 PLUS RC3	£1149.00
54 ACOUSTIC	£1099.00
54 STANDARD	£1099.00
54 FIRE RATED	£1149.00

The embossed surface of the leaf resembles the natural grain and texture of wood.

Available colours	
Standard	
Additional*	
RAL*	
Leaf widths available	
„80“ „90“	
„100“	- doesn't apply to 54 FIRE RATED, 54 ACOUSTIC
„80N“ „90N“	- applies to 54 PLUS, 54 ACOUSTIC
Additional charge	
Accessories available as per the offer on pages 68-79	

1



2



Price per set	
90 SUPERTHERM	£1649.00
75 PASSIVE	£1399.00
75 PLUS	£1099.00
54 PLUS	£999.00
54 PLUS RC3	£1099.00
54 ACOUSTIC	£999.00
54 STANDARD	£949.00
54 FIRE RATED	£1049.00

Available colours	
Standard	
Additional*	
RAL*	
Leaf widths available	
„80“ „90“	
„100“	- doesn't apply to 54 FIRE RATED, 54 ACOUSTIC
„80N“ „90N“	- applies to 54 PLUS, 54 ACOUSTIC
„90“	- deep stamping*
Additional charge	
Accessories available as per the offer on pages 68-79	
Deep stamping*	

* Additional cost as per the price list on pg. 79
All prices are net, excluding VAT!

Standard equipment included in the price: door leaf, door frame, threshold, standard door handle, standard insert and knob-insert



Shallow stamping



Standard equipment

Deep stamping*



Additional equipment

Price per set

90 SUPERTHERM	£1649.00
75 PASSIVE	£1399.00
75 PLUS	£1099.00
54 PLUS	£999.00
54 PLUS RC3	£1099.00
54 ACOUSTIC	£999.00
54 STANDARD	£949.00
54 FIRE RATED	£1049.00

Available colours

Standard
Additional*
RAL*

Leaf widths available

„80“ „90“
„100“ - doesn't apply to 54 FIRE RATED, 54 ACOUSTIC
„80N“ „90N“ - applies to 54 PLUS, 54 ACOUSTIC
„90“ - deep stamping*

Additional charge

Accessories available as per the offer on pages 70-79
Deep stamping*

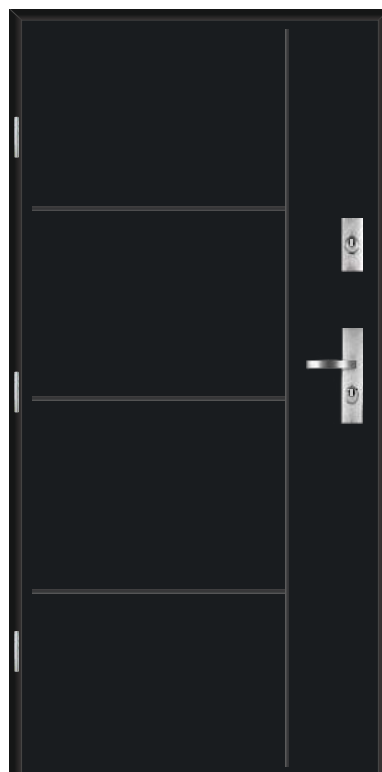
13



14



14 A



15



16



Price per set

90 SUPERTHERM	£1649.00
75 PASSIVE	£1399.00
75 PLUS	£1099.00
54 PLUS	£999.00
54 PLUS RC3	£1099.00
54 ACOUSTIC	£999.00
54 STANDARD	£949.00
54 FIRE RATED	£1049.00

Available colours

Standard
Additional*
RAL*

Leaf widths available

„80“ „90“
„100“ - doesn't apply to 54 FIRE RATED, 54 ACOUSTIC
„80N“ „90N“ - applies to 54 PLUS, 54 ACOUSTIC

Additional charge

Accessories available as per the offer on pages 68-79

19



20



21



22



23



Price per set	
90 SUPERTHERM	£1699.00
75 PASSIVE	£1449.00
75 PLUS	£1299.00
54 PLUS	£1149.00
54 PLUS RC3	£1299.00
54 ACOUSTIC	£1199.00
54 STANDARD	£1099.00
54 FIRE RATED	£1249.00


Available colours	
Standard	
Additional*	
RAL*	

Leaf widths available	
„80“ „90“	
„100“ - not applicable to 54 FIRE RATED, 54 ACOUSTIC	
„80N“ „90N“	

Additional charge	
Accessories available as per the offer on pages 68-79	

* Additional cost as per the price list on pg. 79
All prices are net, excluding VAT!

Standard equipment included in the price: door leaf, door frame, threshold, standard door handle, standard insert and knob-insert




Price per set	One-sided	Double-sided
90 SUPERTHERM	£1799.00	£1899.00
75 PASSIVE	£1449.00	£1499.00
75 PLUS	£1349.00	£1399.00
54 PLUS	£1249.00	£1299.00
54 PLUS RC3	£1349.00	£1399.00
54 ACOUSTIC	£1249.00	£1349.00
54 STANDARD	£1149.00	£1249.00
54 FIRE RATED	£1299.00	£1399.00

Available colours
Standard
Additional*
RAL*

Leaf widths available
„80“ „90“
„100“ - not applicable to 54 FIRE RATED, 54 ACOUSTIC
„80N“ „90N“ - applies to 54 PLUS, 54 ACOUSTIC

Additional charge
Accessories available as per the offer on pages 68-79



Price per set	One-sided	Double-sided
90 SUPERTHERM	£1899.00	£1949.00
75 PASSIVE	£1599.00	£1649.00
75 PLUS	£1449.00	£1499.00
54 PLUS	£1299.00	£1449.00
54 PLUS RC3	£1449.00	£1499.00
54 ACOUSTIC	£1299.00	£1349.00
54 STANDARD	£1199.00	£1249.00
54 FIRE RATED	£1399.00	£1449.00

Available colours
Standard
Additional*
RAL*

Leaf widths available
„80“ „90“
„100“ - not applicable to 54 FIRE RATED, 54 ACOUSTIC
„80N“ „90N“ - applies to 54 PLUS, 54 ACOUSTIC

Additional charge
Accessories available as per the offer on pages 68-79

* Additional cost as per the price list on pg. 79
All prices are net, excluding VAT!

EXTERNAL DOOR WITH APPLICATION

Application 10-1



Application 10-2




Application 10-3



Application 10-4



Application 10-5



Price per set	One-sided	Double-sided
90 SUPERTHERM	£1699.00	£1749.00
75 PASSIVE	£1449.00	£1499.00
75 PLUS	£1199.00	£1299.00
54 PLUS	£1149.00	£1199.00
54 PLUS RC3	£1199.00	£1299.00
54 ACOUSTIC	£1149.00	£1199.00
54 STANDARD	£1099.00	£1149.00
54 FIRE RATED	£1149.00	£1249.00

Available colours

Standard
Additional*
RAL*

Leaf widths available

„80“ „90“
„100“ - doesn't apply to 54 FIRE RATED, 54 ACOUSTIC
„80N“ „90N“ - applies to 54 PLUS, 54 ACOUSTIC
„90“ - deep stamping*

Additional charge

Accessories available as per the offer on pages 68-79
Deep stamping*

By default, the application is executed from the external side (for a one-sided application).

* Additional cost as per the price list on pg. 79
All prices are net, excluding VAT!

Standard equipment included in the price: door leaf, door frame, threshold, standard door handle, standard insert and knob-insert



Application with house number 60 mm



Application with house number 120 mm



Inox
application



Black
application

Price per set	One-sided	Double-sided
90 SUPERTHERM	£1749.00	£1849.00
75 PASSIVE	£1399.00	£1449.00
75 PLUS	£1199.00	£1299.00
54 PLUS	£1149.00	£1199.00
54 PLUS RC3	£1199.00	£1299.00
54 ACOUSTIC	£1149.00	£1249.00
54 STANDARD	£1099.00	£1199.00
54 FIRE RATED	£1249.00	£1299.00

Available colours

Standard
Additional*
RAL*

Leaf widths available

„80“ „90“
„100“ - doesn't apply to 54 FIRE RATED, 54 ACOUSTIC
„80N“ „90N“ - applies to 54 PLUS, 54 ACOUSTIC

Additional charge

Accessories available as per the offer on pages 68-79
Deep stamping*

By default, the application is executed from the external side (for a one-sided application).

Application 11-2




Application 11-6




Application 11-7



Application 11-9



Application 11-13



Price per set	One-sided	Double-sided
90 SUPER THERM	£1749.00	£1849.00
75 PASSIVE	£1399.00	£1449.00
75 PLUS	£1199.00	£1299.00
54 PLUS	£1149.00	£1199.00
54 PLUS RC3	£1199.00	£1299.00
54 ACOUSTIC	£1149.00	£1249.00
54 STANDARD	£1099.00	£1199.00
54 FIRE RATED	£1249.00	£1299.00

Available colours

Standard
Additional*
RAL*

Leaf widths available

„80“ „90“
„100“ - doesn't apply to 54 FIRE RATED, 54 ACOUSTIC
„80N“ „90N“ - applies to 54 PLUS, 54 ACOUSTIC

Additional charge

Accessories available as per the offer on pages 68-79
Deep stamping*

By default, the application is executed from the external side (for a one-sided application).
Possibility of making any application after consultation.

Application 0



Application 4



Application 11-5



Application 13-1



Application 13-2



Application 14-2



Application 15-1



Application 16-1



Price per set	One-sided	Double-sided
90 SUPER THERM	£1849.00	£1899.00
75 PASSIVE	£1449.00	£1549.00
75 PLUS	£1299.00	£1349.00
54 PLUS	£1199.00	£1299.00
54 PLUS RC3	£1299.00	£1349.00
54 ACOUSTIC	£1249.00	£1299.00
54 STANDARD	£1199.00	£1249.00
54 FIRE RATED	£1299.00	£1399.00

Available colours

Standard
 Additional*
 RAL*

Leaf widths available

„80“ „90“
 „100“ - doesn't apply to 54 FIRE RATED, 54 ACOUSTIC
 „80N“ „90N“ - applies to 54 PLUS, 54 ACOUSTIC

Additional charge

Accessories available as per the offer on pages 68-79

By default, the application is executed from the external side (for a one-sided application).
 Possibility of making any application after consultation.

Application Perfekt 17-1



Stamped application

Price per set	One-sided	Double-sided
90 SUPERTHERM	£1949.00	£1999.00
75 PASSIVE	£1699.00	£1749.00
75 PLUS	£1399.00	£1449.00
54 PLUS	£1299.00	£1349.00
54 PLUS RC3	£1399.00	£1449.00
54 ACOUSTIC	£1299.00	£1349.00

Available colours

Standard
Additional*

Leaf widths available

„80“ „90“
„100“ - doesn't apply to 54 ACOUSTIC
„80N“ „90N“ - applies to 54 PLUS, 54 ACOUSTIC

Additional charge

Accessories available as per the offer on pages 70-79

Unavailable

Pull handles




Inox
application



Black
application

Application Perfekt 18-1



Stamped application

Price per set	One-sided	Double-sided
90 SUPERTHERM	£1949.00	£1999.00
75 PLUS	£1399.00	£1449.00
54 PLUS	£1249.00	£1299.00
54 PLUS RC3	£1399.00	£1449.00
54 ACOUSTIC	£1299.00	£1349.00

Available colours

Standard
Additional*

Leaf widths available

„80“ „90“
„100“ - doesn't apply to 54 ACOUSTIC
„80N“ „90N“ - applies to 54 PLUS, 54 ACOUSTIC

Additional charge

Accessories available as per the offer on pages 70-79

Unavailable

Door leaf and frame shortening



Inox
application



Black
application

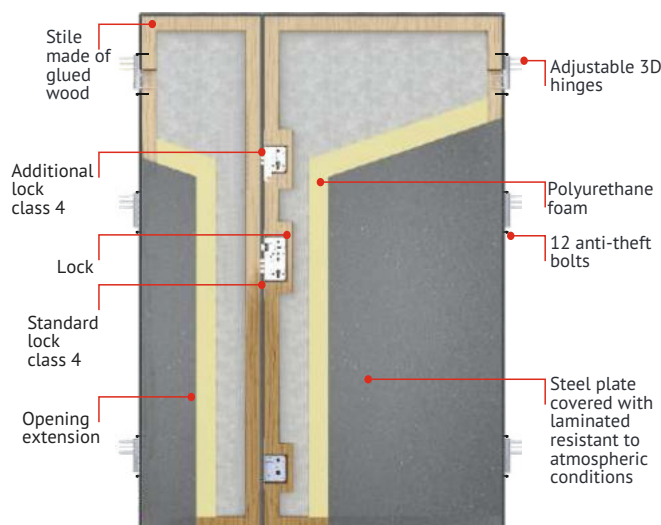
* Additional cost as per the price list on pg. 79
All prices are net, excluding VAT!

Standard equipment included in the price: door leaf, door frame, threshold, standard door handle, standard insert and knob-insert

Double doors intended for larger mounting openings are equipped with two opening leaves, a larger leaf (active) and a smaller leaf (passive) with a blockade made on ALU/75, ALU/54, DS/54 depending on selected model.
Possibility of combining with fanlights (only on ALU/75, ALU/54 frames).
Passive leaves are available in sizes "30" and "40".
The dimensions given, e.g. "110", "120" mean the dimensions of the light of the transition 110cm, 120cm.

PLEASE NOTE!

Recommended installation of double doors in the version opening outside.
Inward opening doors should be installed only in recesses that are completely covering the entrances against precipitation.



Glazing in passive leaves

Clear glass	d2,d3,d4,d5,d6,d7,d9,d11,d14
Matt glass	d2,d3,d4,d5,d6,d7,d9,d11,d14
Matt glass 01	d7,d9,d11
Reflex	d2,d3,d4,d5,d6,d7,d9,d11,d14
Convex reflex	d2
Silver	d2
Venetian mirror*	d2,d3,d5,d6,d7,d9,d11,d14,d15,d16
Reflex with glazing bars d2	
Diamond	d5
White diamond	d5
Black diamond	d5
Perfekt Graphite	d15,d16
Coloured graphite*	d7,d9,d11,d14
Clear glass P4*	d3,d5,d7,d9,d11
Matt glass P4*	d3,d5,d7,d9,d11,d14
Matt glass 01 P4*	d7,d9,d11

Available colours

Standard
Additional*
RAL*

PLEASE NOTE!

Extensions with a laminated frame is available in the following colours:
White, Winchester, Golden oak, Dark walnut, Dark Oak, Mahogany

Double door widths available - width "100" extra charge pg.79

„110” 80+30	„120” 90+30	„130” 100+30 *	- only on frame ALU/54, ALU/75
„120” 80+40	„130” 90+40	„140” 100+40 *	- only on frame ALU/54, ALU/75

Additional charge

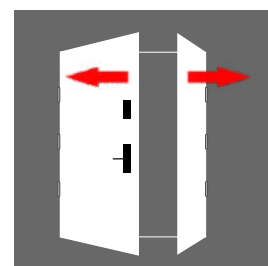
Accessories available as per the offer on pages 68-79

Additional options

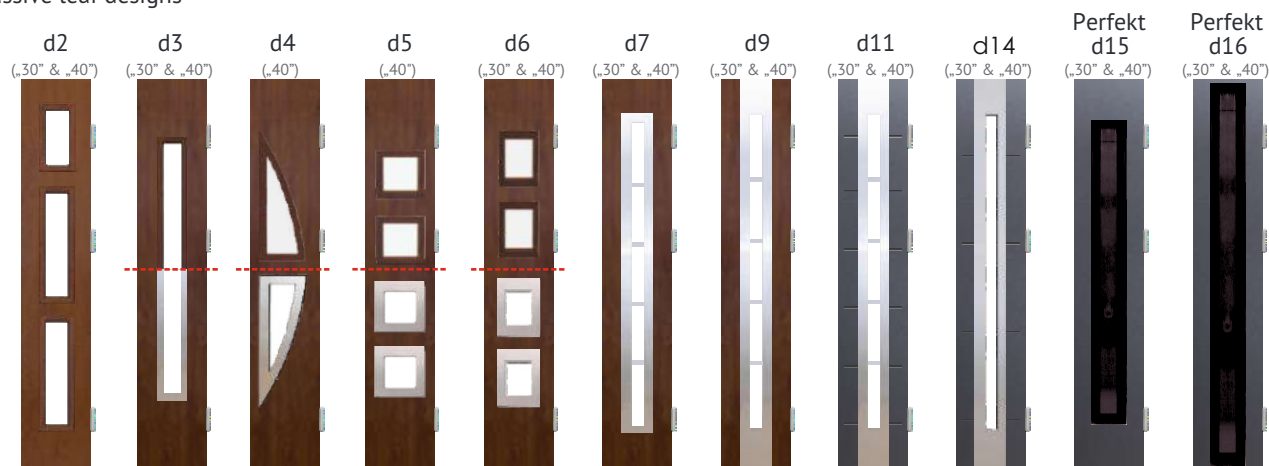
Shortening max 100 mm pg. 78
Self closer pg. 77

Method of calculating the price of double door set

Standard equipment price	75 PLUS	+	extra charge to passive leaf (price includes charge of frame and threshold)	+	Charged extras (pg. 67-79)	=	Price per set
Example:	54 PLUS						
75 PLUS	£1449.00	+	frame model 75 PLUS	+	Charged extras (pg. 66-78)	=	Price per set
(pg. 30 design 11s1)			(pg. 59 passive leaf d7)				
			ALU/75				
			£1399.00				



Glazed passive leaf designs



Extra charge to standard equipment **WP** (applies to selected frame, passive leaf and threshold)


charge applies to passive leaves d2,d3,d4,d5,d6,d7,d9,d11,d14

model \ frame	ALU/75	ALU/54	DS/54
75 PLUS	£1399	—	—
54 PLUS	—	£1099	£1049

charge applies to passive leaves d15, d16

model \ frame	ALU/75	ALU/54	DS/54
75 PLUS	£1399	—	—
54 PLUS	—	£1099	£1049

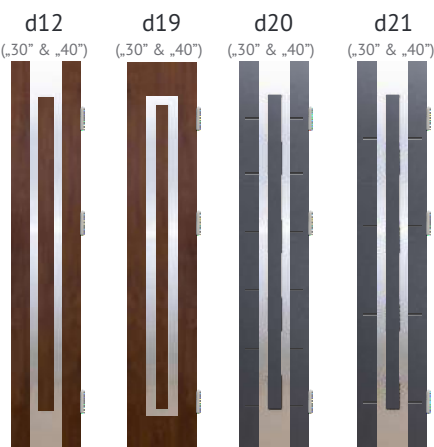
Full passive leaf designs



Extra charge to standard equipment **WP**
(applies to selected frame, passive leaf and threshold)

model \ frame	ALU/75	ALU/54	DS/54
75 PLUS	£1149	—	—
54 PLUS	—	£999	£949


Passive leaf designs with application




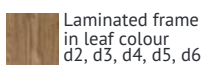
Extra charge to standard equipment **WP**
(applies to selected frame, passive leaf and threshold)

One sided external application			
model \ frame	ALU/75	ALU/54	DS/54
75 PLUS	£1349	—	—
54 PLUS	—	£1099	£999

Double sided application			
model \ frame	ALU/75	ALU/54	DS/54
75 PLUS	£1349	—	—
54 PLUS	—	£1099	£1099



d3, d4, d5, d6, d7, d9, d11, d12, d14, d15, d16, d19, d20, d21 (d15, d16 external)

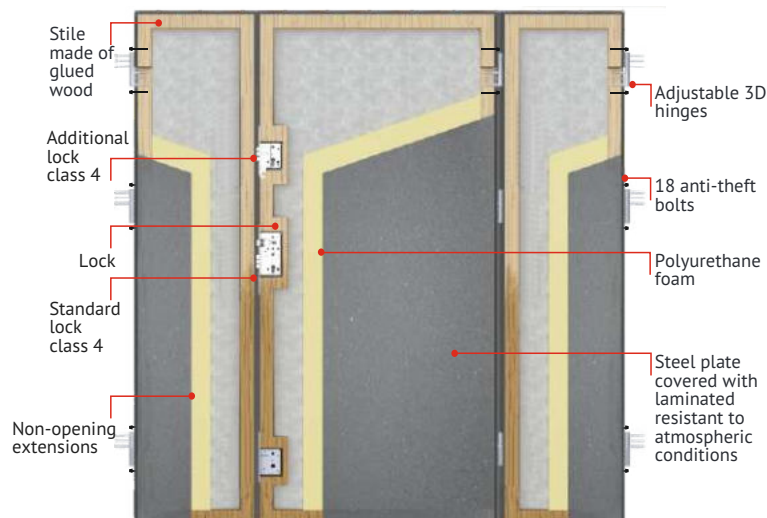


75 PASSIVE 75 PLUS 54 PLUS WITH ONE OR TWO NON-OPENING EXTENSIONS

Doors with the extensions are made on aluminium frames - ALU/75, ALU/54. Both extensions have hinges, but are not able to open. Possibility to combine with fanlights (only on frames ALU/75, ALU/54). Passive leaves available in sizes "30" and "40". The extensions have a separate (own) frame, which is attached to leaf frame. The extension can be mounted on any side.

PLEASE NOTE!

Recommended installation of double doors in the version opening outside.
Inward opening doors should be installed only in recesses that are completely covering the entrances against precipitation.



Glazing in passive leaves

Clear glass	d2,d3,d4,d5,d6,d7,d9,d11,d14
Matt glass	d2,d3,d4,d5,d6,d7,d9,d11,d14
Matt glass 01	d7,d9,d11
Reflex	d2,d3,d4,d5,d6,d7,d9,d11,d14
Convex reflex	d2
Silver	d2
Venetian mirror*	d2,d3,d5,d6,d7,d9,d11,d14,d15,d16
Reflex with glazing bars	d2
Diamond	d5
White diamond	d5
Black diamond	d5
Perfekt graphite	d15,d16
Coloured graphite*	d7,d9,d11,d14
Clear glass P4*	d3,d5,d7,d9,d11
Matt glass P4*	d3,d5,d7,d9,d11,d14
Matt glass 01 P4*	d7,d9,d11

Available colours

Standard
Additional*
RAL*

PLEASE NOTE!
Extensions with a laminated frame is available in the following colours:
White, Winchester, Golden oak, Dark walnut, Dark Oak, Mahogany

Widths available for door with one extension - leaf „100“ extra charge pg. 79

„110“ 80+30	„120“ 90+30	„130“ 100+30 *
„120“ 80+40	„130“ 90+40	„140“ 100+40 *

Widths available for door with two extensions - leaf „100“ extra charge pg. 79

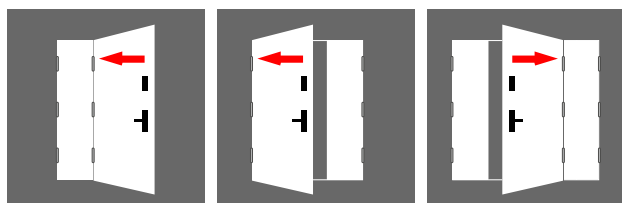
„140“ 30+80+30	„160“ 40+80+40	„170“ 40+90+40
„150“ 30+90+30	„160“ 30+100+30 *	„180“ 40+100+40 *

Additional charge

Accessories available as per the offer on pages 68-79

Additional options

Shortening max 130 mm pg. 78
Self closer pg. 77



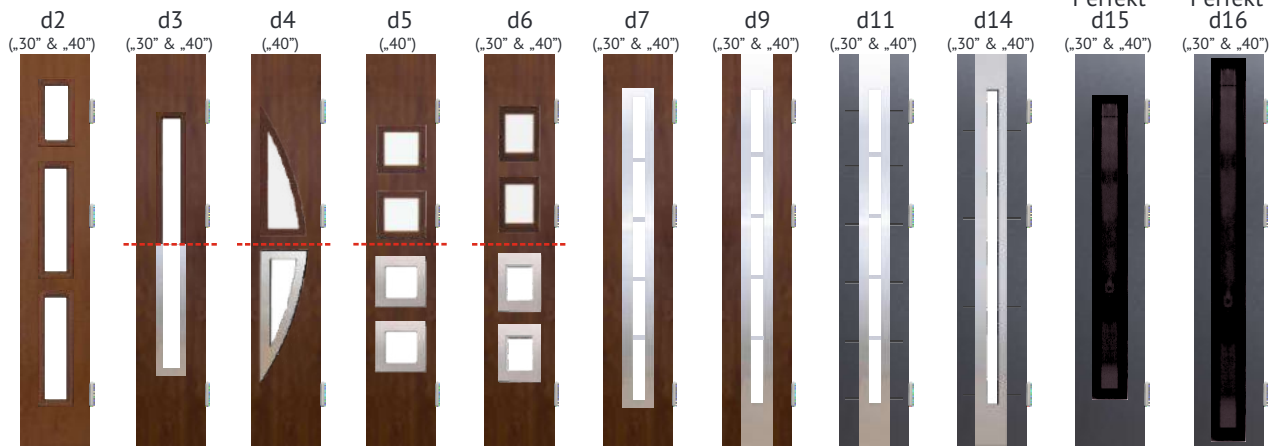
Method of calculating the price of door with one or two non-opening extensions

Standard equipment price	75 PASSIVE 75 PLUS 54 PLUS	+	charge for one or two extensions (price includes charge for ALU frame)	+	charged extras (pg. 67-79)	=	Price per set
Example:							
75 PASSIVE (pg. 34 design 13s1)	£1749.00	+	75 PASSIVE (pg. 61 extension d10)	+	charged extras (pg. 67-79)	=	Price per set

* Additional cost as per the price list on pg. 79

Standard equipment included in the price: door leaf, door frame, threshold, standard door handle, standard insert and knob-insert


Glazed extension designs



Extra charge to standard equipment **WP** (applies to selected frame, passive leaf and threshold)

with one extension model	extensions	d2,d3,d4,d5,d6,d7, d9,d11,d12,d13,d14	d15,d16	with two extensions model	extensions	d2,d3,d4,d5,d6,d7, d9,d11,d12,d13,d14	d15,d16
75 PASSIVE		£1349.00	£1349.00	75 PASSIVE		£2149.00	£2199.00
75 PLUS		£1399.00	£1449.00	75 PLUS		£2199.00	£2249.00
54 PLUS		£1199.00	£1249.00	54 PLUS		£1949.00	£2049.00

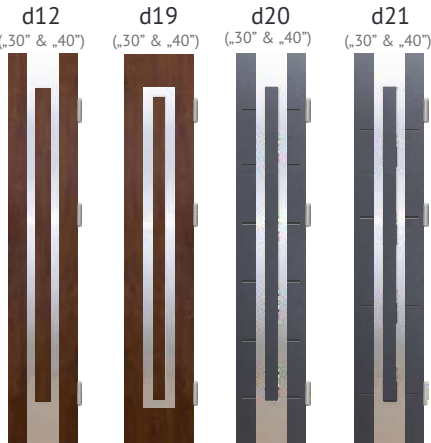
Full extension designs



Extra charge to standard equipment **WP**
(applies to selected frame, passive leaf and threshold)

model	extensions	one extension	two extensions
75 PASSIVE		£1249.00	£1999.00
75 PLUS		£1349.00	£2149.00
54 PLUS		£1149.00	£1849.00

Extension designs with application

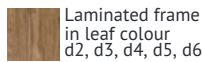


Extra charge to standard equipment **WP**
(applies to selected frame, passive leaf and threshold)

model	application	one extension		two extensions	
		one-sided external	double-sided	one-sided external	double-sided
75 PASSIVE		£1299.00	£1349.00	£2099.00	£2149.00
75 PLUS		£1349.00	£1399.00	£2099.00	£2149.00
54 PLUS		£1149.00	£1249.00	£1899.00	£1949.00



d3, d4, d5, d6, d7, d9, d11, d12,
d14, d15, d16, d19, d20, d21
(d15, d16 internal)





Possibility to connect the skylights with single-leaf, double doors and with non-opening extensions, only on the ALU frame.
Possibility to make fanlights in two colours (extra charge according to the price list, pg. 78)

Method of calculating the dimensions of the door structure with fanlights

Total width of the frame (Sc) ALU/54, ALU/75	„80” - 917 mm	+	width of side fanlight	=	total width of set
	„90” - 1017 mm				
	„100” - 1117 mm				
Total width of the frame (Sc) ALU/90	„80” - 948 mm	+	width of side fanlight	=	total width of set
	„90” - 1048 mm				
	„100” - 1148 mm				
Total height of the frame (Hc)	ALU/54 - 2072 mm	+	height of top fanlight	=	total height of set
	ALU/90 - 2093 mm				
	ALU/75 - 2075 mm (2085 4P)				

Fanlight placing



Available full panels and glazing for top and side fanlights

	Full panel (in colour of leaf)		Reflex		Clear glass Glass P4 available*
	Full panel* (RAL colour)		Venetian mirror*		Coloured graphite glass*
	Glazed fanlight* (RAL colour)		Matt glass Glass P4 available*		Matt glass 01

Method of calculating price for doors with fanlights

Standard equipment price	90 SUPERTHERM	+	Charge for aluminium frame	- without charge	+	Fanlights (pg. 62)	+	charged extras (pg.70-79)	=	Price per set
	75 PASSIVE 75 PLUS 54 PLUS			ALU/75 ALU/54						

* Additional cost as per the price list on pg. 79

Standard equipment included in the price: door leaf, door frame, threshold, standard door handle, standard insert and knob-insert

ALL prices are net, excluding VAT!

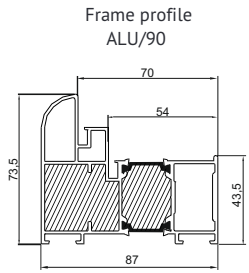
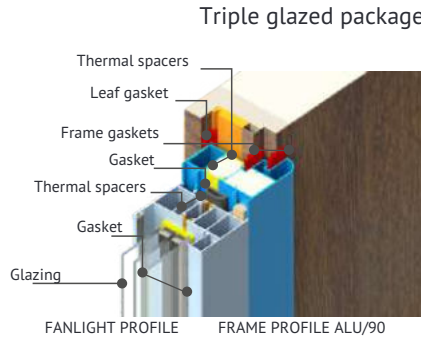
90 SUPERTHERM

SIDE FANLIGHTS

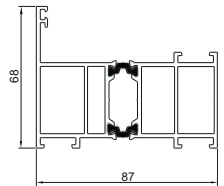
Width (mm) / Height (mm)	200	300	400	500	600	700	800
2093	£465.00	£500.00	£535.00	£585.00	£625.00	£675.00	£725.00

TOP FANLIGHTS

Width (mm) / Height (mm)	„80“ 948	„90“ 1048	„100“ 1148	1248	1348	1448	1548	1648	1748	1848	1948	2048	2148
200	£375.00	£380.00	£385.00	£395.00	£400.00	£405.00	£415.00	£420.00	£430.00	£435.00	£440.00	£445.00	£450.00
300	£400.00	£405.00	£410.00	£425.00	£445.00	£450.00	£455.00	£470.00	£475.00	£480.00	£490.00	£495.00	£500.00
400	£425.00	£430.00	£435.00	£445.00	£455.00	£480.00	£490.00	£495.00	£500.00	£505.00	£510.00	£520.00	£525.00
500	£445.00	£450.00	£460.00	£475.00	£495.00	£500.00	£505.00	£520.00	£525.00	£530.00	£545.00	£555.00	£565.00



Fanlight profile



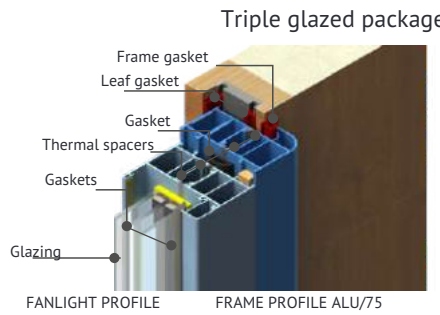
75 PASSIVE 75 PLUS

SIDE FANLIGHTS

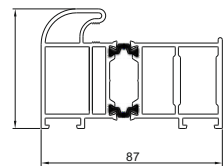
Width (mm) / Height (mm)	200	300	400	500	600	700	800
2075 (2085 4P)	£465.00	£500.00	£530.00	£465.00	£580.00	£675.00	£725.00

TOP FANLIGHTS

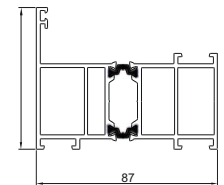
Width (mm) / Height (mm)	„80“ 917	„90“ 1017	„100“ 1117	1217	1317	1417	1517	1617	1717	1817	1917	2017	2117
200	£375.00	£380.00	£385.00	£395.00	£400.00	£410.00	£420.00	£425.00	£430.00	£435.00	£445.00	£450.00	£460.00
300	£400.00	£405.00	£410.00	£425.00	£440.00	£445.00	£450.00	£460.00	£465.00	£470.00	£480.00	£485.00	£495.00
400	£425.00	£430.00	£435.00	£445.00	£460.00	£470.00	£480.00	£485.00	£500.00	£505.00	£510.00	£520.00	£525.00
500	£445.00	£450.00	£460.00	£465.00	£485.00	£490.00	£505.00	£520.00	£525.00	£535.00	£545.00	£555.00	£565.00



Frame profile ALU/75



Fanlight profile



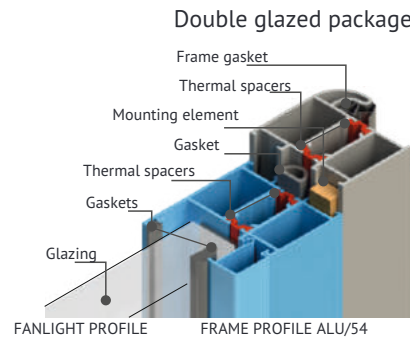
54 PLUS

SIDE FANLIGHTS

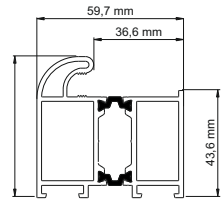
Width (mm) / Height (mm)	200	300	400	500	600	700	800
2072	£395.00	£420.00	£445.00	£485.00	£510.00	£550.00	£575.00

TOP FANLIGHTS

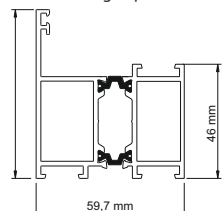
Width (mm) / Height (mm)	„80“ 917	„90“ 1017	„100“ 1117	1217	1317	1417	1517	1617	1717	1817	1917	2017	2117
200	£290.00	£300.00	£305.00	£310.00	£325.00	£330.00	£335.00	£340.00	£350.00	£355.00	£360.00	£365.00	£370.00
300	£310.00	£315.00	£330.00	£340.00	£345.00	£355.00	£360.00	£365.00	£375.00	£385.00	£390.00	£415.00	£420.00
400	£335.00	£340.00	£345.00	£360.00	£365.00	£375.00	£330.00	£380.00	£390.00	£400.00	£405.00	£415.00	£425.00
500	£345.00	£350.00	£365.00	£390.00	£395.00	£400.00	£410.00	£425.00	£435.00	£440.00	£465.00	£470.00	£485.00



Frame profile ALU/54



Fanlight profile



The fanlights are available in all dimensions among those in the tables above.
For an unusual fanlight, we add an additional fee of +100 PLN to the price of a higher fanlight.

Possibility to order a non-standard size after consultation. The non-standard dimensions of the fanlights are subject to an extended lead time.

Additional payment for the non-standard dimension of the fanlight pg. 78

The top fanlights are made up to the total width of the structure 2117 mm.

75 PASSIVE 75 PLUS 54 PLUS

One-sided or double-sided pull handle

The ability to open the door with:

1. Key



75 PASSIVE 75 PLUS 54 PLUS

One-sided or double-sided pull handle
+ electromagnetic lock

The ability to open the door with:

1. Pull handle (electromagnetic lock in "day" function with roller lock)
2. Key (electromagnetic lock in "night" function)



Roller lock



Electromagnetic lock

75 PASSIVE

Pull handle with button + electromagnetic lock
only on frame PASSIVE/75, ALU/75

The ability to open the door with:

1. Pull handle (electromagnetic lock in "night" function connected to electricity via power supply)
2. Key (electromagnetic lock in "night" function, pull handle disconnected from the power supply)



Secure Connect contacts



Electromagnetic lock



Power supply

90 SUPERTHERM

Pull handle
(automatically controlled espagnolette)

The ability to open the door with:

1. Key



90 SUPERTHERM

One-sided or double-sided pull handle
(automatically controlled espagnolette)

The ability to open the door with:

1. Fingerprint reader
 2. Key
- (espagnolette controlled by a fingerprint reader - version with power supply and contacts built into the frame and leaf - Secure Connect)



Secure Connect contacts



Espagnolette



Reader

90 SUPERTHERM

Pull handle + electromagnetic lock
(mechanically operated espagnolette)

The ability to open the door with:

1. Pull handle (electromagnetic lock in "day" function, self closer required)
2. Key - electromagnetic lock in "night" function



Secure Connect contacts



Electromagnetic lock



Retractable door closer

90 SUPERTHERM

Pull handle with button + electromagnetic lock
(mechanically operated espagnolette)

The ability to open the door with:

1. Pull handle (electromagnetic lock in "night" function, connected to electricity via power supply)
2. Key



Secure Connect contacts



Electromagnetic lock



Power supply

ELECTROMAGNETIC LOCK + ROLLER LOCK


For doori **90 SUPERTHERM** (without roller lock),
75 PASSIVE, 75 PLUS, 54 PLUS



- Suitable for connecting a 12 V power supply
- A roller lock protects the door against automatic opening, with the possibility of adjusting the pressure force
- "Day - night" function (ability to open the door on the outside without using a key)
- The electromagnetic lock works without being connected to electricity thanks to the day/night switch
- Electromagnetic lock connected to electricity can be connected, e.g. to a fingerprint reader, a code keypad, or a handrail with a button or intercom.

One-sided vertical pull handles

SQUARE
PULL HANDLE



ROUND
PULL HANDLE



CURVED
PULL HANDLE



ARCH
PULL HANDLE



DECORATED
PULL HANDLE



One-sided horizontal pull handles

SQUARE PULL HANDLE K4
650x30



ROUND PULL HANDLE P3
650x30




CURVED PULL HANDLE G3
650x30



PLEASE NOTE

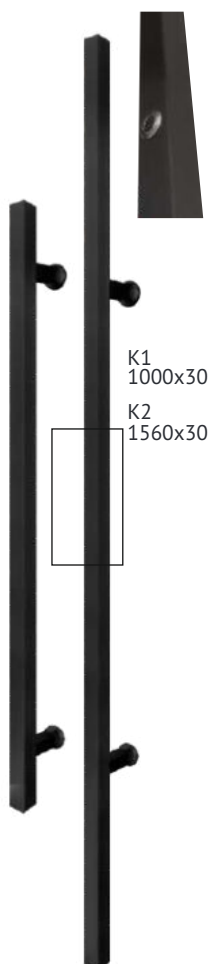
The double-sided pull handle is not available in the pull handles with a button.
Additional charge for the double-sided pull handle as per the price list on pg. 78
Round, square and decorated pull handles are dedicated for the following designs: Perfekt, flat, 10, 11, 13, 14, 15, 16.

Inox



One-sided vertical pull handles

SQUARE
PULL HANDLE



K1
1000x30

K2
1560x30

ROUND
PULL HANDLE



P1
1000x30


P2
1560x30

Black
anodised

PLEASE NOTE

The double-sided pull handle is not available in the pull handles with a button. Additional charge for a double-sided pull handle as per the price list, pg. 78

SQUARE
PULL HANDLE
without visible fixings on the inside




K6
1000x30

K7
1560x30

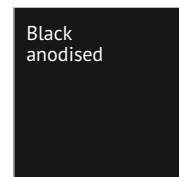


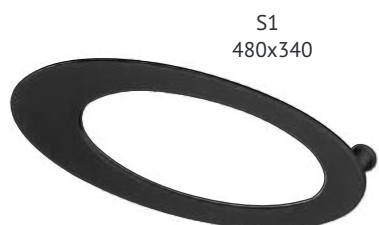

Black
painted

PLEASE NOTE

Unavailable with a push button and a double-sided pull handle. It is available only with a LAMBDA handle.



Stylish one-sided pull handles



Our offer includes door handles and handles. The handles are made of high-quality anodised aluminum, while the pull handles are made of the highest-quality stainless steel (inox) and anodised aluminum (black, stylish-black or inox), which guarantees high durability and resistance to weather conditions.

The handrails are mounted at right angles (90°) to the leaf.

Please note that not all pulls and handles are available for all door designs.

Due to the printing conditions, the pull handles and handles are not shown in their actual sizes and there may be slight colour and structure differences compared to the actual products.

On the inside of the leaf, the pull handle fixings are not visible, which significantly improves the aesthetics of the door (not applicable to the stylish handles).

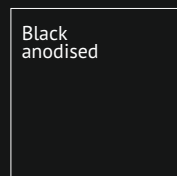

The pull handle with a button is available only on frames ALU/90, PASSIVE/75 and ALU/75.

PLEASENOTE!

The double-sided pull handle does not have a handle and is not available in the stylish pull handles and with a button.

Dimensions are given in mm, height x width or Ø

HANDLES FOR PULL HANDLES



Additional charge when changing the standard equipment

door	9C Supertherm	75 Passive	75 Plus	54 Plus	54 Standard	54 Acoustic	54 Fire rated
handle							
Gama for pull handle with protection inox	£13.00	£13.00	£13.00	£13.00	—	—	—
Gama for pull handle with protection black	£25.00	£25.00	£25.00	£25.00	—	—	—
Gama for pull handle without protection inox	•	•	•	•	—	—	—
Gama for pull handle without protection black	•	•	•	•	—	—	—
Lambda for pull handle without protection inox	£32.00	£32.00	£32.00	£32.00	—	—	—
Lambda for pull handle without protection black	£38.00	£38.00	£38.00	£38.00	—	—	—

* Additional charge as per the price list pg. 78
All prices are net, excluding VAT!

• - in standard equipment

ADDITIONAL CHARGES TO ONE-SIDED AND STYLISH PULL HANDLES

Additional charge to standard equipment

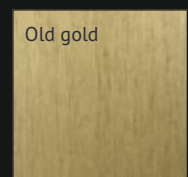
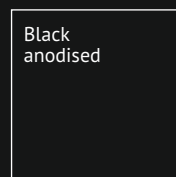

pull handle with handle	door	Inox pull handles			
		90 Supertherm	75 Passive	75 Plus	54 Plus
Pull handle K1 inox 1000 mm		£199.00	£199.00	£199.00	£199.00
Pull handle K1 inox with button 1000mm		£279.00	£279.00 with frame PASSIVE/75, ALU/75	—	—
Pull handle K2 inox 1560 mm		£229.00	£229.00	£229.00	£229.00
Pull handle K2 inox with button 1560mm		£299.00	£299.00 with frame PASSIVE/75, ALU/75	—	—
Pull handle K3 inox 320 mm		£129.00	£129.00	£129.00	£129.00
Pull handle K4 inox 650 mm		£169.00	£169.00	£169.00	£169.00
Pull handle P1 inox 1000 mm		£199.00	£199.00	£199.00	£199.00
Pull handle P2 inox 1560 mm		£229.00	£229.00	£229.00	£229.00
Pull handle P3 inox 650 mm		£169.00	£169.00	£169.00	£169.00
Pull handle G1 inox 1000 mm		£219.00	£219.00	£219.00	£219.00
Pull handle G2 inox 1560 mm		£229.00	£229.00	£229.00	£229.00
Pull handle G3 inox 650 mm		£179.00	£179.00	£179.00	£179.00
Pull handle G4 inox 1000 mm		£219.00	£219.00	£219.00	£219.00
Pull handle G5 inox 1560 mm		£229.00	£229.00	£229.00	£229.00
Black pull handles					
Pull handle K1 black 1000 mm		£229.00	£229.00	£229.00	£229.00
Pull handle K1 black with button 1000 mm		£299.00	£299.00 with frame PASSIVE/75, ALU/75	—	—
Pull handle K6 black 1000 mm		£199.00	£199.00	£199.00	£199.00
Pull handle K7 black 1560 mm		£229.00	£229.00	£229.00	£229.00
Pull handle K2 black 1560 mm		£229.00	£229.00	£229.00	£229.00
Pull handle K2 black with button 1560 mm		£319.00	£319.00 PASSIVE/75, ALU/75	—	—
Pull handle P1 black 1000 mm		£229.00	£229.00	£229.00	£229.00
Pull handle P2 black 1560 mm		£229.00	£229.00	£229.00	£229.00
Decorated pull handles					
Pull handle D1 1000 mm		£219.00	£219.00	£219.00	£219.00
Pull handle D2 1560 mm		£229.00	£229.00	£229.00	£229.00
Inox stylish pull handles					
Pull handle S1 inox 480x340 mm		£229.00	£229.00	£229.00	£229.00
Pull handle S2 inox 520x220 mm		£229.00	£229.00	£229.00	£229.00
Pull handle S3 inox 520x110 mm		£199.00	£199.00	£199.00	£199.00
Pull handle S4 inox 520x70 mm		£199.00	£199.00	£199.00	£199.00
Pull handle S5 inox 520x70 mm		£199.00	£199.00	£199.00	£199.00
Black stylish pull handles					
Pull handle S1 black 480x340 mm		£229.00	£229.00	£229.00	£229.00
Pull handle S2 black 520x220 mm		£229.00	£229.00	£229.00	£229.00
Pull handle S3 black 520x110 mm		£199.00	£199.00	£199.00	£199.00
Pull handle S4 black 520x70 mm		£199.00	£199.00	£199.00	£199.00
Pull handle S5 black 520x70 mm		£199.00	£199.00	£199.00	£199.00

* Additional charge as per the price list pg. 78

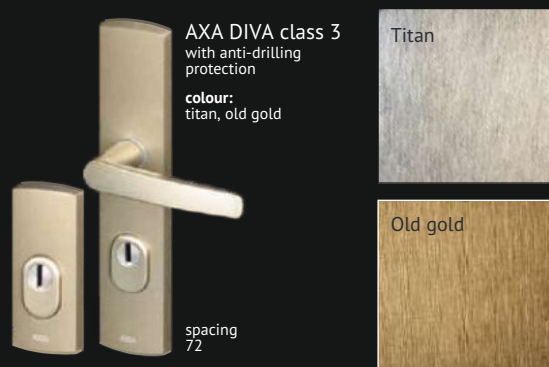
All prices are net, excluding VAT! Prices stated are for a complete door set (leaf, frame, threshold, handle, lock)



All handles are made of the highest quality anodised aluminum, supported by a spring, which guarantees high durability and resistance to weather conditions.



Applies to handle
Gama with anti-drilling
protection

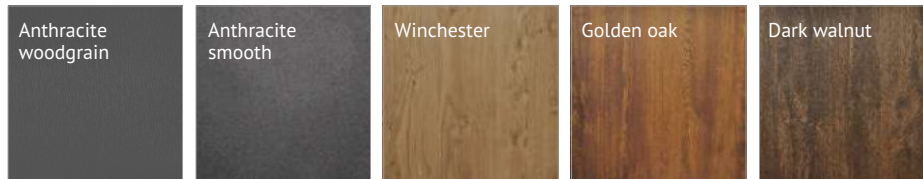


Please note that not all handles are available for all door designs.

Due to the printing conditions, the handles are not shown in their actual sizes and there may be slight colour and structure differences compared to the actual products.



handle \ door	Additional charge to standard equipment						
	90 Supertherm	75 Passive	75 Plus	54 Plus	54 Standard	54 Acoustic	54 Fire rated
Gama with protection, inox, old gold	£115.00	£115.00	£115.00	£115.00	£115.00	£115.00	£115.00
Gama with protection black	£125.00	£125.00	£125.00	£125.00	£125.00	£125.00	£125.00
Gama without protection inox, old gold	—	£99.00	£99.00	£99.00	£99.00	£99.00	£99.00
Sigma inox, old gold (standard equipment)	●	●	●	●	●	●	●
Alfa inox, old gold	—	£95.00	£95.00	£95.00	£95.00	£95.00	£95.00
Beta inox, old gold	—	—	—	○	○	○	○
Sigma knob-handle	—	£75.00	£75.00	£75.00	£75.00	£75.00	£75.00
Axa Diva class.3 with protection titan, old gold	—	—	—	£125.00	£125.00	£125.00	£125.00
Axa Diva class 3 without protection titan, gold	—	—	—	£115.00	£115.00	£115.00	£115.00



Available in following designs

- flat
- 13, 14, 14A, 15, 16
- 11s1, 11s2, 11s3, 11s7, 11s8, 11s9, 11s12, 11s13
- 13s1
- 14s3

Please note: it is not possible to make matt glass 01 and 02

Available

- side fanlights (can't combine with upper fanlights)
- side and top widenings
- single-leaf door
- frame ALU/75

Technical parameters

- the height of the glazing and stamping will be adjusted to the height of the door
- the height of the handle assembly does not change
- only 3P - three rebates

Unusual door dimensions

Size	Frame height Hc	Frame width Sc	Leaf height Hsc	Leaf width Scs	Light in height	Light in width Sd	Opening height Ho	Opening width So
„80”	2125	917	2075	848	2140	800	2135	940
	2175		2125		2190		2185	
	2225		2175		2240		2235	
	2275		2225		2290		2285	
	2325		2275		2340		2335	
	2375		2325		2390		2385	
„90”	2125	1017	2075	948	2140	900	2135	1040
	2175		2125		2190		2185	
	2225		2175		2240		2235	
	2275		2225		2290		2285	
	2325		2275		2340		2335	
	2375		2325		2390		2385	
„100”*	2125	1117	2075	1048	2140	1000	2135	1140
	2175		2125		2190		2185	
	2225		2175		2240		2235	
	2275		2225		2290		2285	
	2325		2275		2340		2335	
	2375		2325		2390		2385	

SIDE FANLIGHTS

HEIGHT (mm) \ WIDTH (mm)	200	300	400	500	600	700	800
2125	£475.00	£525.00	£575.00	£625.00	£675.00	£725.00	£775.00
2175	£480.00	£530.00	£580.00	£630.00	£680.00	£730.00	£780.00
2225	£485.00	£535.00	£585.00	£635.00	£685.00	£735.00	£785.00
2275	£490.00	£540.00	£590.00	£640.00	£690.00	£740.00	£790.00
2325	£495.00	£545.00	£595.00	£645.00	£695.00	£745.00	£795.00
2375	£500.00	£550.00	£600.00	£650.00	£700.00	£750.00	£800.00



DOUBLE COLOUR - additional charge as per pg. 78*

External



Internal



Models available

90 SUPERTHERM

75 PASSIVE

75 PLUS

54 PLUS

54 PLUS RC3

54 ACOUSTIC

54 STANDARD

Leaf widths available

„80“ „90“ „100“* (as per offer of selected model)

Additional charge

Accessories available as per the offer on pages 68-79


Technical parameters

- two different colors on the outside and inside
- same embossing on both sides
- color combinations available by offers of a given model
- frame 10/54, 10C/54, 11/54, 11C/54, 15/54, 15C/54, S15/75 - are made in one color
- other frames can be made in two colours

Available in

- full and glass doors
- in the fanlights on the frame ALU/90, ALU/75 **
- in the side and upper extensions
- in doors of unusual height
- RC2, RC3 - only the leaf can be made in two colors
- in single-leaf doors

RAL - GAMA COLOR - additional charge as per pg. 79**



Models available

75 PLUS

54 PLUS

Technical parameters

- the door is painted in one colour on both sides
- available only with the aluminum frame ALU/75 or ALU/54 the price of the aluminum frame is included
- GAMA COLOR doors with glazing are not available in deep embossed patterns, with laminated frames and in the Perfekt series

Available in

- fanlights
- side and upper extensions
- single-leaf door
- double door and with one extension

Available colours from the RAL palette - painted only in the SAHARA structure. The colour chart is available on page 19.

ADDITIONAL OPTIONS - INSERTS

KNOB-INSERT
50/60 - for handle AXA & SIGMA
50/65 - for handle GAMA

colour:
silver, gold



1

ANTI-BURGLARY INSERT
50/60 class 6 / class C - for handle AXA & SIGMA
50/65 - for handle GAMA

colour:
silver, gold



2

ANTI-BURGLARY INSERT
50/60 class 6 / class C - for handle AXA & SIGMA
50/65 - for handle GAMA

colour:
black



3

ANTI-BURGLARY KNOB-INSERT
50/60 class 6 / class C - for handle AXA & SIGMA
50/65 - for handle GAMA

colour:
silver, gold



4

ANTI-BURGLARY KNOB-INSERT
50/60 class 6 / class C - for handle AXA i SIGMA
50/65 - for handle GAMA

colour:
black



5

INSERT, KNOB-INSERT
50/50


colour:
silver, gold



6

INSERT, INSERT
50/50


colour:
silver, gold



7

KNOB-INSERT, KNOB-INSERT
50/50

colour:
silver, gold



8

ANTI-BURGLARY INSERT, KNOB-INSERT
50/50 class 6 / class C

colour:
silver, gold



9

ANTI-BURGLARY INSERT, INSERT
50/50 class 6 / class C

colour:
silver, gold



10

ANTI-BURGLARY KNOB-INSERT, KNOB-INSERT
50/50 class 6 / class C

colour:
silver, gold



11

ANTI-BURGLARY INSERT, KNOB-INSERT
one key system 50/50 class 6 / class C

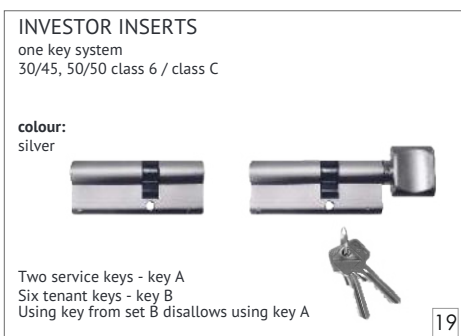


colour:
silver, gold



12

Additional charge to standard equipment

insert \ door	90 Supertherm	75 Passive	75 Plus	54 Plus	54 Standard	54 Acoustic	54 Fire rated
1 Knob-insert 50/60, 50/65	£29.00	—	—	—	—	—	—
2 Insert class C 50/60, 50/65	£59.00	—	—	—	—	—	—
3 Insert class C - black 50/60, 50/65	£65.00	—	—	—	—	—	—
4 Knob-insert class C 50/60, 50/65	£65.00	—	—	—	—	—	—
5 Knob-insert class C black 50/60, 50/65	£75.00	—	—	—	—	—	—
6 Insert, knob-insert 50/50	—	£29.00	£29.00	—	—	—	—
7 Insert, insert 50/50	—	£23.00	£23.00	—	—	—	—
8 Knob-insert, knob-insert 50/50	—	£25.00	£25.00	—	—	—	—
9 Insert, knob-insert class C 50/50	—	£49.00	£49.00	—	—	—	—
10 Insert, insert class C 50/50	—	£49.00	£49.00	—	—	—	—
11 Knob-insert knob-insert class C 50/50	—	£52.00	£52.00	—	—	—	—
12 Insert, knob-insert class C 50/50	—	£125.00	£125.00	—	—	—	—



PLEASE NOTE

All inserts are locked on one side.
This means that if there is a key in
the insert on one side of the door,
it cannot be unlocked or locked on
the other side of the door.

		Additional charge to standard equipment						
	<div>door</div> <div>insert</div>	90 Supertherm	75 Passive	75 Plus	54 Plus	54 Standard	54 Acoustic	54 Fire rated
13	Insert, knob-insert class C 50/50 black	—	£139.00	£139.00	—	—	—	—
14	Insert, knob-insert 31/46	—	—	—	○	○	○	○
15	Insert, insert 31/46	—	—	—	○	○	○	○
16	Knob-insert, knob-insert 31/46	—	—	—	£29.00	£29.00	£29.00	£29.00
17	Insert, knob-insert class C 30/45	—	—	—	£89.00	£89.00	£89.00	£89.00
18	Insert, knob-insert class C 30/45 black	—	—	—	£99.00	£99.00	£99.00	£99.00
19	Investor insert, knob-insert 30/45, 50/50	—	£115.00	£115.00	£115.00	£115.00	£115.00	£115.00

All prices are net, excluding VAT!

○ - option without extra charge

ADDITIONAL OPTIONS - FRAMES AND THRESHOLDS

FRAME PASSIVE/75
wood-aluminium



1

FRAME ALU/75
aluminium



2

FRAME ALU/54
aluminium



3

FRAME DS/75
wood-steel



4

FRAME NT/75
steel with thermal spacer



Wooden elements in the corners to strengthen the frame

5

FRAME DS/54
wood-steel



6

FRAME NT/54
steel with thermal spacer



Wooden elements in the corners to strengthen the frame

7

FRAME NT/54 AKU
steel with thermal spacer



Wooden elements in the corners to strengthen the frame

8

THRESHOLD WPC PASSIVE/75



WPC PASSIVE/75

9

THRESHOLD ALU/75




10

THRESHOLD ALU/54



11

THRESHOLD ALU 75/PASSIVE, ALU NT/75, ALU DS/75
aluminium



3P

4P

12

THRESHOLD ALU S15/54, ALU NT/54, ALU DS/54
aluminium



3P

13

ADDITIONAL OPTIONS - OTHER

3.2 LCD VIEWER
internal memory of 50 photos

£199.00



1

PANORAMIC VIEWER
200 degrees panorama

colour:
stainless steel, brass, black

standard
£39.00
for Supertherm
£45.00



2

VIEWER
wideview
colour: gold, silver
standard
£15.00
for fire rated doors
£25.00

colour: black
54 leaf thickness
£20.00
75 leaf thickness
£40.00



3

**ARMED HIDDEN
SELF CLOSER**



without arm lock
£215.00

with arm lock
£375.00

4

AUTOMATIC DOOR CLOSER
without arm lock
reinforcement included in the price

colour:
silver

for inward opening
doors
£95.00

for outward opening
doors (with frame
fastening element)
£110.00



5

AUTOMATIC DOOR CLOSER
with arm lock
reinforcement included in the price

colour:
silver

for inward opening
doors
£135.00

for outward opening
doors (with frame
fastening element)
£159.00

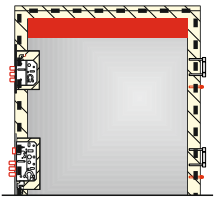


6

**REINFORCEMENT FOR
SELF-CLOSER**

(height 110 mm)
applies to the implementation
of the reinforcement without
the purchase of a GEZE
self-closer

£29.00



7

ELECTROMAGNETIC LOCK

for door:
• single-leaf
£89.00
• double door
£99.00



8

DOOR STOP
Ø 60 mm, height 50 mm

colour:
gold, inox,
black
£29.00



9

POWER SUPPLY
to connect pull handle with button or
electromagnetic lock 12V

£49.00



10

REED SWITCH

colour:
black
£49.00



11

BUMPER STRIP
external

height:
150 mm

for doors:
• single-leaf
£39.00
• double leaf
• with one extension
£75.00

Possibility to shorten max 50 mm
Not applicable to designs with frame or glass
for full height of leaf



12

Additional charge to standard equipment

	other	door						
		90Supertherm	75 Passive	75 Plus	54 Plus	54 Standard	54 Acoustic	54 Fire rated
1	3.2 LCF viewer	yes	yes	yes	yes	yes	yes	—
2	Panoramic viewer	yes	yes	yes	yes	yes	yes	—
3	Viewer	—	yes	yes	yes	yes	yes	yes
4	Armed hidden self closer	yes	yes with frame PASSIVE I ALU/75	—	—	—	—	—
5	Automatic door closer without arm lock	—	yes	yes	yes	yes	yes	yes
6	Automatic door closer with arm lock	—	yes	yes	yes	yes	yes	yes
7	Reinforcement for self-closer	—	yes	yes	yes	yes	yes	yes
8	Electromagnetic lock	yes	yes	yes	yes	—	—	—
9	Door stop	yes	yes	yes	yes	yes	yes	yes
10	Power supply	yes	yes	—	—	—	—	—
11	Reed switch	yes	yes	yes	yes	yes	—	—
12	Bumper strip	yes	yes	yes	yes	yes	yes	—

FINGERPRINT READER EKEY (biometrics)

saves up to 200 users

Set contains:


- fingerprint reader in the leaf
- GU SECURITY AUTOMATIC lock

Can be opened with:

- fingerprint
- bluetooth application

£1249.00

Possibility to order only with a factory assembled set ☐




13

HOUSE NUMBER PLATE
stainless steel

£15.00
15x22 cm

£25.00
15x30 cm

£35.00



14

PROFESSIONAL CLEANING AND MAINTENANCE AIDS FOR STAINLESS STEEL

set contains:

- 1 - heavy duty stainless steel cleaner - 50ml
- 2 - cleaning and maintenance agent for stainless steel and chrome surfaces - 150ml

set:
£25.00




15

DRIP CAP
Used for inward opening doors

Available widths:
"80", "90", "100"

£25.00



16

LOWERING MASK
(applies to shortening the leaf on your own)

single-leaf
£15.00



Not applicable to designs Perfekt 8,8-1,11s2,11s3,11s6,11s7,11s8, 11s9,11s12,13s1,13s2,13s4,14s3 doors with four rebates,, Acoustic

17

LEAF AND DOOR FRAME SHORTENING

for doors:

- single-leaf
max 130 mm
£39.00
- double doors
max 100 mm
£75.00
- with one extension
- with two extensions
max 130 mm
£115.00

Not applicable to designs Perfekt 8,8-1,9,9A,9B,18-1,18-2, 11s9,18-2, extension 816 and doors with four rebates ACOUSTIC door abbreviation factory only



18

TWO-COLOUR


- fanlights
£89.00
- leaf
£169.00
- leaf and frame
£250.00

(not applicable to frames 10/54,10C/54,11/54, 11C/54,15/54,15C/54, S15/75)

- aluminium widening
£25.00

Internal

External



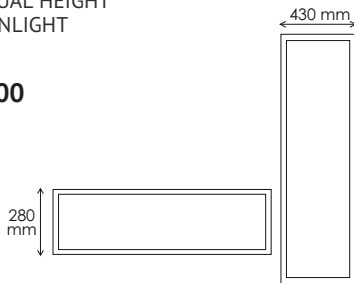
19

UNUSUAL HEIGHT OF FANLIGHT

£45.00

280 mm


430 mm



20

REINFORCING THE OPENING FOR LOCK PULLERS AND ADJUSTMENTS

£35.00



Applies to steel frames only

21

UNUSUAL DOOR HEIGHT

up to HC=2375 mm

£315.00



Applies to doors 75 PASSIVE with frame ALU/75

22

DOUBLE-SIDED PULL HANDLE
with no handle plates LAMBDA

colour:
inox, black
£95.00




Unavailable for pull handles K6, K7, with button and stylish pull handles

23

STRIP HOOK LOCK
(change of the basic lock to a strip hook lock)

75 PLUS
£65.00



24


		Additional charge to standard equipment						
	door	90 Supertherm	75 Passive	75 Plus	54 Plus	54 Standard	54 Acoustic	54 Fire rated
13	Fingerprint reader	yes	—	—	—	—	—	—
14	House number plate	yes	yes	yes	yes	yes	—	—
15	Cleaning and maintenance aid	yes	yes	yes	yes	yes	yes	yes
16	Drip cap	—	yes	yes	yes	yes	—	—
17	Lowering mask	—	yes	yes	yes	yes	—	yes
18	Door shortening	—	yes	yes	yes	yes	yes	yes
19	Two-colour	yes	yes	yes	yes	yes	yes	—
20	Unusual height of fanlight	yes	yes	yes	yes	—	—	—
21	Reinforcing the opening for lock pullers and adjustments	—	yes	yes	yes	yes	yes	yes
22	Unusual door height	—	yes	—	—	—	—	—
23	Double-sided pull handle	yes	yes	yes	yes	—	—	—
24	Strip hook lock	—	●	yes	—	—	—	—

ADDITIONAL OPTIONS - OTHER

RAL - GAMA COLOUR
FULL PANEL FANLIGHT

75 Plus
£250.00

54 Plus
£215.00




1

RAL - GAMA COLOUR
GLAZED FANLIGHT

75 Plus
£215.00

54 Plus
£175.00



2

RAL - GAMA COLOUR
single-leaf door
(price with frame
ALU/75, ALU/54)

75 Plus
£525.00

54 Plus
£399.00




3

RAL - GAMA COLOUR
double door
(price with frame
ALU/75, ALU/54)

75 Plus
£439.00

54 Plus
£349.00



Applies to doors on frame ALU

4

RAL - GAMA COLOUR
ALUMINIUM WIDENING
SIDE AND TOP
for frame ALU/54

height:
35 mm, 50 mm
£89.00 mb

for frame ALU/90, ALU/75
height:
50 mm
£75.00 mb



5

GLASSES:

- venetian mirror
- anti-burglary P4
- coloured graphite
£49.00
- venetian mirror
Perfekt design
£139.00
- black swiss spacer
£35.00

Black swiss spacers are unavailable in laminated frames



6

ADDITIONAL COLOURS
for doors:

- single-leaf
£59.00
- double-leaf
- with one extension
£120.00
- with two extensions
£175.00
- fanlights
£65.00

Oak turner

White oak

Matt black

Grey

7


ANTI-BURGLARY CLASS RC2
(handles class 3 GAMA with protection: inox, old gold, class C inserts: silver, gold)

54 Plus, Acoustic, Fire rated
£139.00

75 Passive, 75 Plus,
£189.00 (including charge for frame NT/75)

90 Supertherm
£169.00

steel panel (option for RC3 54 PLUS)
£89.00




8

WIDTH "100"

1000 mm

for doors:

- single-leaf
- double-leaf
- with extensions
£75.00



9

WOOD STRUCTURE
applies to flat design

£19.00




10

DEEP STAMPING
only size "90"

£19.00

DEEP STAMPING - 5 mm

SHALLOW STAMPING - 2 mm



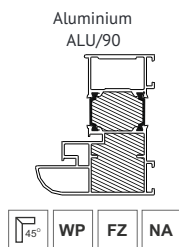
Unavailable for 90 SUPERTHERM, 54 FIRE RATED, ACOUSTIC, doors with four rebates

11

		Additional charge to standard equipment						
		other	door	90Supertherm	75 Passive	75 Plus	54 Plus	54 Standard
1	RAL - GAMA COLOUR full panel	—	—	yes	yes	—	—	—
2	RAL - GAMA COLOUR glazed fanlight	—	—	yes	yes	—	—	—
3	RAL - GAMA COLOUR single-leaf door	—	—	yes	yes	—	—	—
4	RAL - GAMA COLOUR double door	—	—	yes	yes	—	—	—
5	RAL - GAMA COLOUR aluminium widening	—	—	yes	yes	—	—	—
6	Glasses, Black swiss spacers	yes	yes	yes	yes	yes	—	—
7	Additional colours for extra charge	yes	yes	yes	yes	yes	yes	yes
8	Extra charge for anti-burglary class	—	—	—	yes	—	yes	yes
9	Width "100"	yes	yes	yes	yes	yes	—	—
10	Wood structure	yes	yes	yes	yes	yes	yes	yes
11	Deep stamping	—	yes	yes	yes	yes	—	—

AVAILABLE FRAMES

90 Supertherm

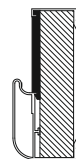


KEY

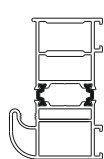
- Door frame joined at a 90° angle
- Door frame joined at a 45° angle
- WP** Standard equipment
- NA** Possibility of adding fanlight
- N** Size **N**
- FZ** Possibility to deliver factory assembled set

75 Passive

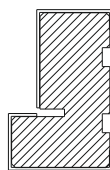
Wood-aluminium
PASSIVE/75



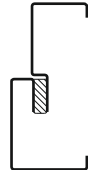
Aluminium
ALU/75



Wood-steel
DS/75

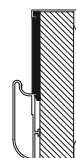


Steel
NT/75

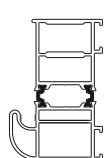


75 Plus

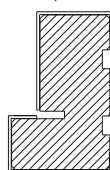
Wood-aluminium
PASSIVE/75



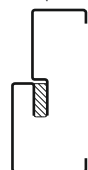
Aluminium
ALU/75



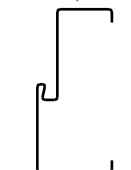
Wood-steel
DS/75



Steel
NT/75

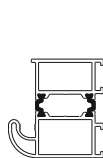


Steel
S15/75

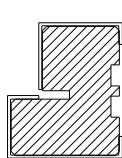


54 Plus

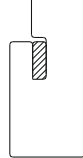
Aluminium
ALU/54



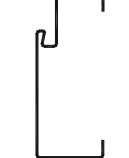
Wood-steel
DS/54



Steel
NT/54



Steel
S15/54



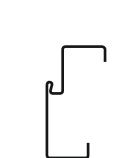
Steel
15/54



Steel
11/54, 11N/54

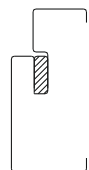


Steel
10/54, 10N/54



54 Acoustic

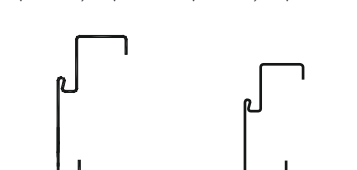
Steel
NT/54 AKU



Steel
15/54 AKU



Steel
11/54 AKU, 11N/54 AKU, 10/54 AKU, 10N/54 AKU



54 Standard

Steel
15/54



Steel
11/54, 11/54



Steel
10/54, 10/54

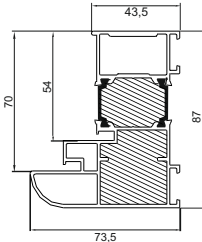
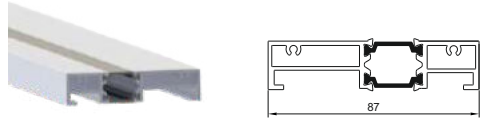

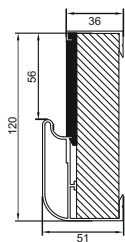
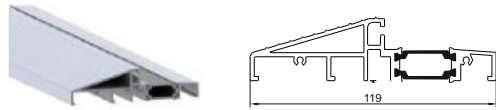
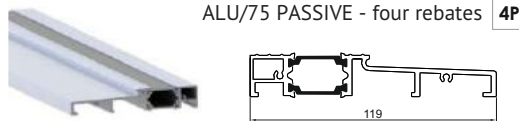
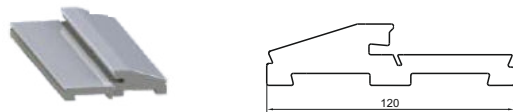
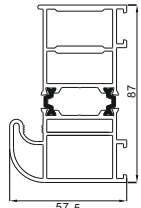



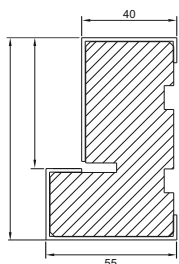



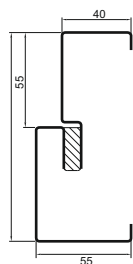

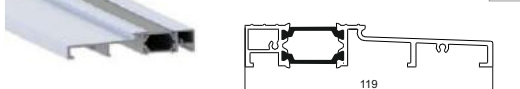



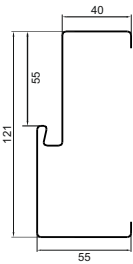
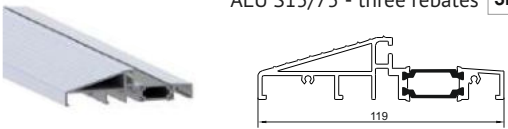
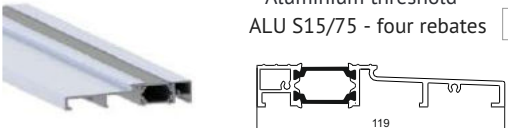
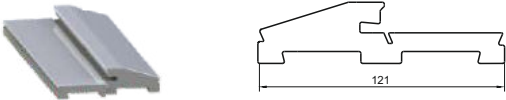
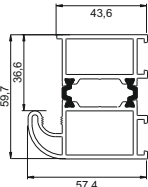
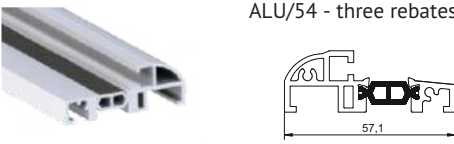

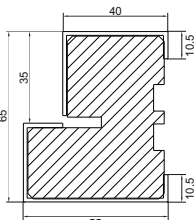


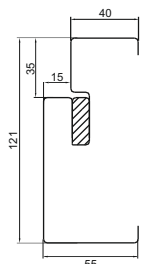
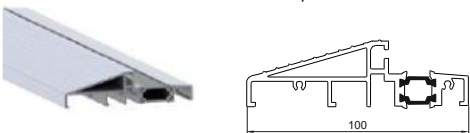

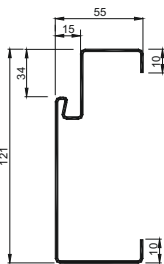
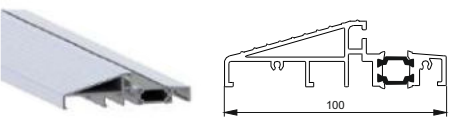

54 Fire rated

Steel
15 P.POŻ/54

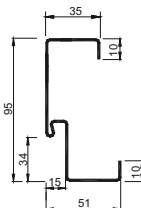
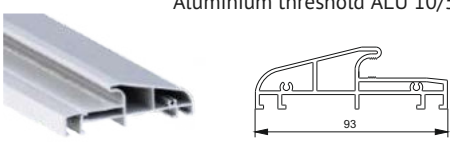

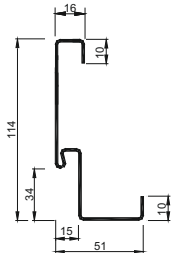
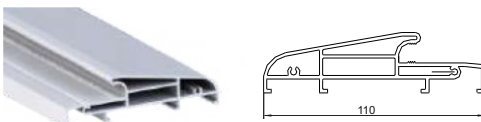

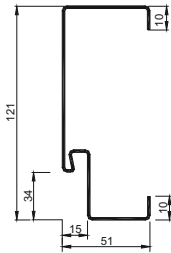
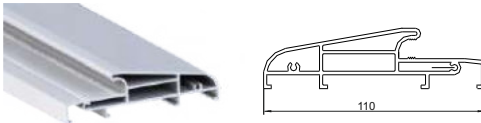
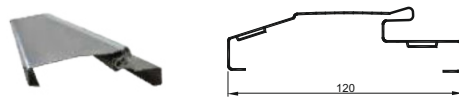


CROSS-SECTIONS OF DOOR FRAMES AND THRESHOLDS

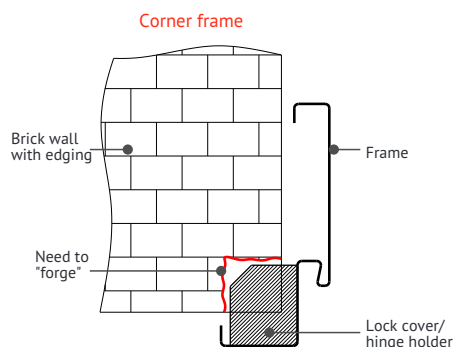
Frame	Thresholds included in price	Thresholds for additional charge
<p>Aluminium ALU/90</p> 	<p>Aluminium threshold ALU/90 - four rebates 4P</p> 	
<p>Wood-aluminium PASSIVE/75</p> 	<p>Aluminium threshold ALU/75 PASSIVE - three rebates 3P</p>  <p>Aluminium threshold ALU/75 PASSIVE - four rebates 4P</p> 	<p>Threshold WPC PASSIVE/75 3P</p> 
<p>Aluminium ALU/75</p> 	<p>Aluminium threshold ALU/75 - three rebates 3P</p>  <p>Aluminium threshold ALU/75 - four rebates 4P</p> 	
<p>Wood-steel DS/75</p> 	<p>Aluminium threshold ALU DS/75 - three rebates 3P</p>  <p>Aluminium threshold ALU DS/75 - four rebates 4P</p> 	
<p>Steel NT/75</p> 	<p>Aluminium threshold ALU NT/75 - three rebates 3P</p>  <p>Aluminium threshold ALU NT/75 - four rebates 4P</p> 	<p>Threshold WPC NT/75 3P</p> 

<p>Steel S15/75</p> 	<div> <p>Aluminium threshold ALU S15/75 - three rebates 3P</p>  </div> <div> <p>Aluminium threshold ALU S15/75 - four rebates 4P</p>  </div>	<p>Threshold WPC S15/75 3P</p> 
<p>Aluminium ALU/54</p> 	<p>Aluminium threshold ALU/54 - three rebates 3P</p> 	
<p>Wood-steel DS/54</p> 	<p>Aluminium threshold ALU DS/54 3P</p> 	
<p>Steel NT/54, NT/54 AKU</p> 	<p>Aluminium threshold ALU NT/54 - three rebates 3P</p> 	
<p>Steel S15/54</p> 	<p>Aluminium threshold ALU S15/54 3P</p> 	


CROSS-SECTIONS OF DOOR FRAMES AND THRESHOLDS

Frame	Thresholds included in price	Thresholds for additional charge
Steel 10/54, 10/54 AKU, 10N/54 	Aluminium threshold ALU 10/54 3P 	
Steel 11/54, 11/54 AKU, 11N/54 	Aluminium threshold ALU 11/54 3P 	
Steel 15/54, 15/54 AKU 	Aluminium threshold ALU 15/54 3P 	Steel threshold 15 P.POZ/54 3P 

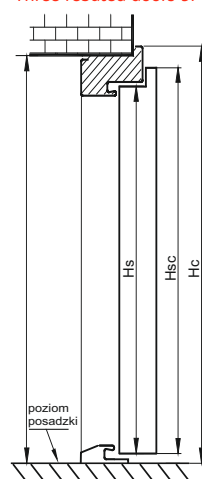
DOOR SIZING



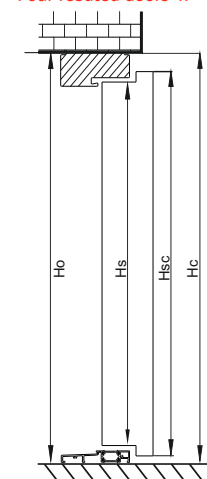
The dimensions of the mounting holes for the corner frames are given for the internal widths of the profiles.
In order to fit the door, it is necessary to "forge" in the places or locks to accommodate the door frames in the given dimensions.



Three rebated doors 3P



Four rebated doors 4P



KEY

90 SUPERTHERM
75 PASSIVE
75 PLUS
54 PLUS

54 ACOUSTIC
54 STANDARD
54 FIRE RATED

LEAVES

	75 75			54 54			54 N		54 54		90			54 N	
Parameters	„80“	„90“	„100“	„80“	„90“	„100“	„80“N	„90“N	„80“	„90“	„80“	„90“	„100“	„80“N	„90“N
Rebate height Hs	2010	2010	2010	2010	2010	2010	2010	2010	2020	2020	2015	2015	2015	2020	2020
Overall height Hsc	2025	2025	2025	2025	2025	2025	2025	2025	2035	2035	2045	2045	2045	2035	2035
Overall width Scs	848	948	1048	848	948	1048	803	903	848	948	880	980	1080	803	903
Overall width Hsc with 4 rebates	2040	2040	2040	—	—	—	—	—	—	—	2045	2045	2045	—	—

CORNER FRAMES

	54 54			54		54 54			54		54		54		54		54	
Parameters	10/54, 10C/54			10N/54		11/54, 11C/54			11N/54		10/54 AKU		10N/54 AKU		11/54 AKU		11N/54 AKU	
	„80“	„90“	„100“	„80“N	„90“N	„80“	„90“	„100“	„80“N	„90“N	„80“	„90“	„80“N	„90“N	„80“	„90“	„80“N	„90“N
Overall height Hsc	2075	2075	2075	2075	2075	2075	2075	2075	2075	2075	2085	2085	2085	2085	2085	2085	2085	2085
Light in opening width Sd	800	900	1000	755	855	800	900	1000	755	855	800	900	755	855	800	900	755	855
Overall width Sc	900	1000	1100	855	955	900	1000	1100	855	955	900	1000	855	955	900	1000	855	955
There is an installation leeway of approx. 10 mm for the finished floor																		
Recommended height of the opening Ho	2070	2070	2070	2070	2070	2050	2050	2050	2050	2050	2080	2080	2080	2080	2060	2060	2060	2060
Recommended opening width So	880	980	1080	835	935	850	950	1050	805	905	880	980	835	935	850	950	805	905

WOOD-ALUMINIUM FRAME

SYMMETRICAL FRAMES

	54 54			54		54		75 75 54		75 75 54		54		54	
Parameters	15/54, 15C/54			DS/54		15 P.poz/54		DS/75, NT/75, DS/54, NT/54		S15/54, S15/75		15/AKU		NT/54 AKU	
	„80“	„90“	„100“	„110“ 80+30	„120“ 80+40, 90+30	„130“ 90+40	„80“	„90“	„80“	„90“	„100“	„80“	„90“	„80“	„90“
Overall height Hsc	2075	2075	2075	2080	2080	2080	2085	2085	2080	2080	2080	2080	2080	2085	2085
Light in opening width Sd	800	900	1000	1100	1200	1300	800	900	800	900	1000	800	900	800	900
Overall width Sc	900	1000	1100	1210	1310	1410	900	1000	910	1010	1110	910	1010	1110	1010
There is an installation leeway of approx. 15 mm for the finished floor															
Recommended height of the opening Ho	2090	2090	2090	2095	2095	2095	2100	2100	2095	2095	2095	2095	2100	2100	2100
Recommended opening width So	920	1020	1120	1240	1340	1440	920	1020	940	1040	1140	930	1030	1130	1040

75 75		
PASSIVE		
„80“	„90“	„100“
2075	2075	2075
800	900	1000
903	1003	1103
2090	2090	2090
925	1025	1125

ALUMINIUM FRAMES
PLEASE NOTE!
NOT APPLICABLE TO FANLIGHTS
(pg.60)

	54			54						75 75			75					
Parameters	ALU/54			ALU/54 for double doors						ALU/75			ALU/75 for double doors					
	„80“	„90“	„100“	„110“ 80+30	„120“ 80+40	„120“ 90+30	„130“ 90+40	„130“ 100+30	„140“ 100+40	„80“	„90“	„100“	„110“ 80+30	„120“ 80+40	„120“ 90+30	„130“ 90+40	„130“ 100+30	„140“ 100+40
Overall height Hsc	2072	2072	2072	2072	2072	2072	2072	2072	2072	!2075	!2075	!2075	2075	2075	2075	2075	2075	2075
Light in opening width Sd	800	900	1000	1100	1200	1200	1300	1300	1400	800	900	1000	1100	1200	1200	1300	1300	1400
Overall width Sc	917	1017	1117	1217	1317	1317	1417	1417	1517	917	1017	1117	1222	1322	1322	1422	1422	1522
There is an installation leeway of approx. 15 mm for the finished floor																		
Recommended height of the opening Ho	2090	2090	2090	2090	2090	2090	2090	2090	2090	!2090	!2090	!2090	2090	2090	2090	2090	2090	2090
Recommended opening width So	940	1040	1140	1240	1340	1340	1440	1440	1540	940	1040	1140	1240	1340	1340	1440	1440	1540

ALUMINIUM FRAMES
PLEASE NOTE!
NOT APPLICABLE TO FANLIGHTS
(pg.60)

PLEASE NOTE!
NOT APPLICABLE TO FAHLIGHTS
(pg.60)

	75 75 54						75 75 54					
Parameters	ALU/54, ALU/75 for doors with an opening extension						ALU/54, ALU/75 for doors with two extensions					
	„110“ 80+30	„120“ 80+40	„120“ 90+30	„130“ 90+40	„130“ 100+30	„140“ 100+40	„140“ 30+80+30	„150“ 30+90+30	„160“ 40+80+40	„160“ 30+100+30	„170“ 40+90+40	„180“ 40+100+40
Overall height Hsc	ALU/54: 2072			ALU/75: 2075			ALU/54: 2072			ALU/75: 2075		
Light in opening width Sd	800	800	900	900	1000	1000	800	900	800	1000	900	1000
Overall width Sc	1277	1377	1377	1477	1477	1577	1637	1737	1837	1837	1937	2037
Recommended height of the opening Ho	There is an installation leeway of approx. 10 mm for the finished floor											
	2090	2090	2090	2090	2090	2090	2090	2090	2090	2090	2090	2090
Recommended opening width So	1310	1410	1410	1510	1510	1610	1660	1760	1860	1860	1960	2060

75 75 4P		
ALU/75 !		
„80“	„90“	„100“
2085	2085	2085
800	900	1000
917	1017	1117
leeway of approx. 10 mm		
2100	2100	2100
940	1040	1140

90		
ALU/90		
„80“	„90“	„100“
2093	2093	2093
800	900	1000
948	1048	1148
leeway of approx. 10 mm		
2110	2110	2110
980	1080	1180

! Frame ALU/75 and ALU N/75 for doors with fourth rebate 4P is higher (HC) by 10mm from standard dimension and overall is 2085mm.

! Opening (Ho) for door with fourth 4P rebate is 10mm higher from standard dimension and overall is 2100mm.

N -"N" next to frames 10/54, 11/54 means narrowing of the leaf and frame by 45 mm from the standard size.

PLEASE NOTE! Each cut of the door from the bottom changes the appearance of the product.

The price list does not constitute an offer within the meaning of the law. The attached data is informative.

The manufacturer reserves the right to make changes.

